MATCH REPORT

Round of 64
COPPA ITALIA FRECCIAROSSA 2025-2026

UDINESE

CARRARESE

Udine 18/08/2025
FRIULI/BLUENERGY STADIUM 20:45

Round of 64
COPPA ITALIA FRECCIAROSSA 2025-2026

MATCH REPORT

Udine 18/08/2025 FRIULI/BLUENERGY STADIUM 20:45

UDINESE 2-0 CARRARESE

LINE-UPS

UDINESE		CARRARESE	
90	SAVA (GK)	(GK) BLEVE	1
16	PALMA	N. CALABRESE	37
31	KRISTENSEN	ILLANES	4
28	SOLET	IMPERIALE	3
19	EHIZIBUE	ZANON	72
4	LOVRIĆ	SCHIAVI	18
8	KARLSTRÖM	ZUELLI	17
14	ATTA	BELLONI	7
33	ZEMURA	ACCORNERO	80
9	DAVIS	BOZHANAJ	10
17	IKER BRAVO	ABIUSO	9

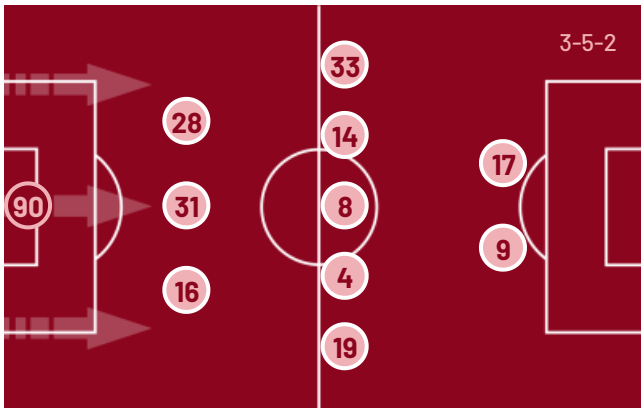

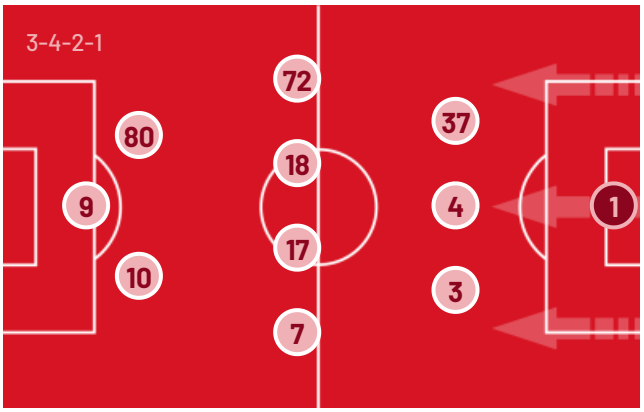

Bench		Bench	
1	NUNZIANTE (GK)	(GK) GAROFANI	12
93	PADELLI (GK)	(GK) FIORILLO	99
2	GOGLICHIDZE	OLIANA	6
6	ZARRAGA	MELEGONI	8
11	KAMARA	BOUAH	13
13	BERTOLA	CHAM	14
15	BAYO	RUBINO	21
20	PAFUNDI	SCHEFFER BRACCO	23
22	BRENNER	RUGGERI	26
24	PIOTROWSKI	DISTEFANO	28
27	KABASELE	PARLANTI	77
29	CAMARA	CAPEZZI	82
77	RUI MODESTO		
99	PIZARRO		

Head Coach: **KOSTA RUNJAIĆ**

Head Coach: **NICOLA ANTONIO CALABRO**

Referee: **KEVIN BONACINA**
Assistent referee: **MARCO CEOLIN**
Assistent referee: **EUGENIO SCARPA**

Fourth official: **ANTONIO RAPUANO**
V.A.R.: **MANUEL VOLPI**
A.V.A.R.: **FRANCESCO MERAVIGLIA**

MATCH REPORT

Udine 18/08/2025 FRIULI/BLUENERGY STADIUM 20:45

UDINESE	2-0	CARRARESE

MATCH EVENTS

UDI

1H 0' | 45+4'

2H 46' | 90+4'

CAR

UDINESE		CARRARESE	
2		0	
ARTHUR ATTA	43'	KLEIS BOZHANAJ	16'
IKER BRAVO	59'		
JORDAN ZEMURA	61'		
		FILIPPO DISTEFANO | KLEIS BOZHANAJ	62'
		DEVID EUGENE BOUAH | NICCOLÒ BELLONI	62'
		GABRIELE PARLANTI | NICHOLAS SCHIAVI	62'
JAKUB PIOTROWSKI | SANDI LOVRIĆ	66'		
VAKOUN BAYO | KEINAN DAVIS	66'		
		FILIPPO MELEGONI | FABIO ABIUSO	70'
SABA GOGLICHIDZE | MATTEO PALMA	76'		
SIMONE PAFUNDI | IKER BRAVO	76'		
		FABIO RUGGERI | NICOLÒ CALABRESE	79'
OIER ZARRAGA | ARTHUR ATTA	87'		

Legend:
Goals, Penalty, Yellow Card, Red Card, Double Yellow Card, Owngoal, Assist, Substitution

MATCH REPORT

Udine 18/08/2025 FRIULI/BLUENERGY STADIUM 20:45

UDINESE 2-0 CARRARESE

GAME TIME

97'12''

Effective played time: 60%

58'18''

1st Half - 2nd Half
29'41'' - 28'37''

BALL POSSESSION

UDINESE | CARRARESE

QUARTERS BALL POSSESSION

1H	0'-15'	2H	46'-60'
44.04%	55.96%	48.92%	51.08%
	16'-30'		61'-75'
59.21%	40.79%	29.5%	70.5%
	31'-49'		76'-97'
42.78%	57.22%	33.63%	66.37%

TEAM STATS

	UDI	CAR
Attempts	21	9
Attempts on target	10	2
Attempts on target from penalty box	12	6
Post	1	
Bar		
Attempts off target	5	5
Blocked Shots	5	2
Scoring Chances	1	
Key Passes	11	6
Assists		
Fouls Committed	12	13
Corners	3	5
Offsides	2	2
Cross Completed/Total	3/18	4/19
Dribbling	17	9
Passes Completed	485	336
Passes Completed/Attempted (%)	91	85
Passes Final Third	131	39
Balls played forward	255	78
Long Passes	42	58
Saves	2	7
Gained Possessions	28	24

MATCH REPORT

Udine 18/08/2025 FRIULI/BLUENERGY STADIUM 20:45

UDINESE 2-0 CARRARESE

PLAYER STATS

UDINESE		M	GC	OG	S	AS	CL	LB	FYC	SYC	RC
90	SAVA	98'			2		1	8			

		M	G	OG	A	AT	PT	SC	FS	BP	AS	KP	P	P(%)	PA	R	FYC	SYC	RC
16	PALMA	80'							1	57		1	38	86	16	2			
31	KRISTENSEN	98'								73			60	98	14	4			
28	SOLET	98'							1	101			79	94	32	4			
19	EHIZIBUE	98'			1	1			2	71		2	49	94	35	3			
4	LOVRIĆ	70'			4	2		1		34		1	18	85	11	2			
8	KARLSTRÖM	98'							2	74			59	89	36	4			
14	ATTA	91'	1		3	2				66		2	51	92	43	5			
33	ZEMURA	98'			1	1			1	60		1	30	83	24		1		
9	DAVIS	70'			4	1	1		1	29		1	12	80	9	1			
17	IKER BRAVO	80'	1		5	3			2	32		2	18	94	16	2			
2	GOGLICHIDZE	18'								21			17	89	4	1			
6	ZARRAGA	8'								4			3	100	1				
15	BAYO	29'							1	7			4	100	4				
20	PAFUNDI	18'			3				1	10			5	71	3				
24	PIOTROWSKI	29'								13		1	12	92	7				

CARRARESE		M	GC	OG	S	AS	CL	LB	FYC	SYC	RC
1	BLEVE	98'	2		7			23			

		M	G	OG	A	AT	PT	SC	FS	BP	AS	KP	P	P(%)	PA	R	FYC	SYC	RC
37	N. CALABRESE	83'								59		1	35	89	7	1			
4	ILLANES	98'								59			44	93					
3	IMPERIALE	98'								80			56	88	4	5			
72	ZANON	98'			1				4	57			24	70	14	2			
18	SCHIAVI	66'			1				1	23			14	87	5	2			
17	ZUELLI	98'			2	1				47			33	84	10	1			
7	BELLONI	66'							2	41		1	31	88	14	4			
80	ACCORNERO	98'			1					27		2	13	68	8				
10	BOZHANAJ	66'			3				3	27		1	14	100	7	1	1		
9	ABIUSO	74'							1	13			5	55	4				
8	MELEGONI	24'								9		1	8	88	1				
13	BOUAH	33'								13			6	75		2			
26	RUGGERI	15'								12			10	100	2	1			
28	DISTEFANO	33'			1	1				5			2	100		1			
77	PARLANTI	33'								15			7	100	2	2			

Legend

FYC	Yellow Card
OG	Owngoal
BP	Balls Played
SYC	Double Yellow Card
RC	Red Card
G	Goals
GC	Goal Conceded
M	Minutes Played
AS	Assists
FS	Fouls Suffered
A	Attempts
AT	Attempts on target
SC	Scoring Chances
PT	Posts
S	Saves
CL	Clearences
LB	Long Ball
P(%)	Passes Completed/Attempted (%)
KP	Key Passes
PA	Balls played forward
P	Passes Completed
R	Gained Possessions

PLAYERS RANKING

Attempts

1	IKER BRAVO	UDI	5
2	DAVIS	UDI	4
3	LOVRIĆ	UDI	4
4	ATTA	UDI	3
5	BOZHANAJ	CAR	3

Attempts on target

1	IKER BRAVO	UDI	3
2	ATTA	UDI	2
3	LOVRIĆ	UDI	2
4	ZUELLI	CAR	1
5	DISTEFANO	CAR	1

Passes Final Third

1	ATTA	UDI	24
2	KARLSTRÖM	UDI	18
3	ZEMURA	UDI	16
4	IKER BRAVO	UDI	15
5	EHIZIBUE	UDI	15

Scoring Chances

1	LOVRIĆ	UDI	1

Crosses

1	ZANON	CAR	6
2	ZEMURA	UDI	5
3	EHIZIBUE	UDI	5
4	ACCORNERO	CAR	3
5	BELLONI	CAR	3

Passes Completed

1	SOLET	UDI	79
2	KRISTENSEN	UDI	60
3	KARLSTRÖM	UDI	59
4	IMPERIALE	CAR	56
5	ATTA	UDI	51

Key Passes

1	ATTA	UDI	2
2	ACCORNERO	CAR	2
3	IKER BRAVO	UDI	2
4	EHIZIBUE	UDI	2
5	MELEGONI	CAR	1

Dribbling

1	ATTA	UDI	4
2	IKER BRAVO	UDI	4
3	DAVIS	UDI	3
4	BOZHANAJ	CAR	3
5	ZANON	CAR	3

MATCH REPORT

Udine 18/08/2025 FRIULI/BLUENERGY STADIUM 20:45

UDINESE	2-0	CARRARESE

ATTEMPTS MAP

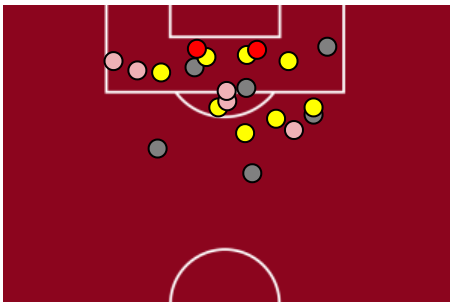

2	Goals	0
10	On target	2
5	Off target	5
5	Blocked	2

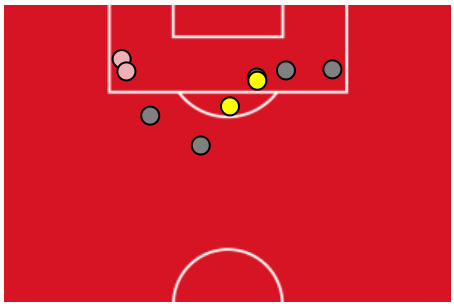

OPEN PLAY CROSSES MAP

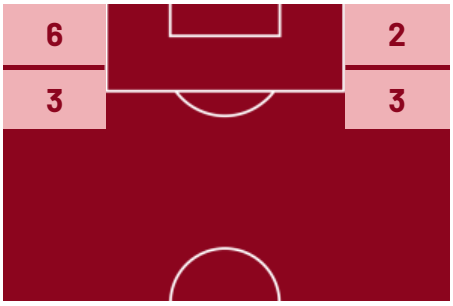

3	Crosses completed	4
18	Total crosses	19
17	Accuracy (%)	21



735	Total Balls Played	609
179	DEFENSIVE	290
319	MIDFIELD	202
237	ATTACK ZONE	117

Udine 18/08/2025 FRIULI/BLUENERGY STADIUM 20:45

UDINESE	2-0	CARRARESE

The above statistics are considered final 24 hours after the end of the match.

The disciplinary sanctions are unofficial, as they come from real-time tracking during the match. They will become official following approval by the relevant bodies.

In the case of uncertainty over the identity of a goalscorer, Lega Serie A will confirm this the day after each round of matches is completed.

The official data providers are Kama, Hawk-Eye, Math and Sport.