MATCH REPORT

Matchday 2

SERIE A CHAMPIONSHIP 2026-2027

LAZIO

GENOA

Roma 30/08/2026

OLIMPICO 20:45

MATCH REPORT

Roma 30/08/2026 OLIMPICO 20:45

LAZIO 1-0 GENOA

LINE-UPS

LAZIO

35	MANDAS (GK)	
15	FLORIANI M.	
5	DOEKHI	
25	PROVSTGAARD	
17	NUNO TAVARES	
16	FRATTESI	
6	ROVELLA	
24	TAYLOR	
22	CANCELLIERI	
19	DIA	
10	ZACCAGNI	

4-3-3



Bench

40	MOTTA (GK)
47	RENZETTI (GK)
9	PINAMONTI
11	ISAKSEN
13	ROMAGNOLI
14	NOSLIN
21	BELAHYANE
23	PEDRAZA
28	PRZYBOREK
29	LAZZARI
33	R. BORDON
37	ŠUTALO
63	SERRA
71	FARCOMENI

Head Coach: GENNARO GATTUSO

GENOA

(GK) BIJLOW	1	
MARCANDALLI	27	
ØSTIGÅRD	5	
J. VÁSQUEZ	22	
NORTON-CUFFY	15	
FRENDRUP	32	
SOW	97	
ELLERTSSON	77	
BALDANZI	8	
VITINHA	9	
LO. COLOMBO	29	

3-4-2-1

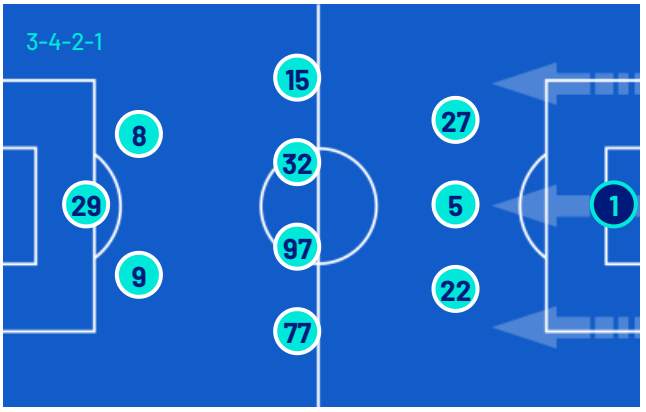

Bench

(GK) SOMMARIVA	39
(GK) STOLZ	99
MITAJ	2
MARTÍN	3
AMORIM	4
MESSIAS	10
MEICHTRY	11
HAVEL	17
OSMAJIĆ	18
SABELLI	20
PUCZKA	31
OTOA	34
WIAFE	71
DOUCOURE	74
MARCELO VAZ	85

Head Coach: DANIELE DE ROSSI

Referee:	ERMANNO FELICIANI	Fourth official:	MAURIZIO MARIANI
Assistent referee:	VITO MASTRODONATO	V.A.R.:	ROSARIO ABISSO
Assistent referee:	FEDERICO FONTANI	A.V.A.R.:	FRANCESCO COSSO

MATCH REPORT

Roma 30/08/2026 OLIMPICO 20:45

LAZIO 1-0 GENOA

MATCH EVENTS



LAZ

1H 0' | 45+5'

2H 46' | 90+7'

GEN

LAZIO 1		GENOA 0	
		15'	LEO ØSTIGÅRD
DAVIDE FRATTESI	25'		
(NUNO TAVARES)	25'		
REDA BELAHYANE | NICOLÒ ROVELLA	37'		
		58'	JUNIOR MESSIAS | DJIBRIL SOW
GUSTAV ISAKSEN | MATTEO CANCELLIERI	63'		
ALFONSO PEDRAZA | NUNO TAVARES	63'		
		64'	MILUTIN OSMAJIĆ | VITINHA
		78'	ALEXSANDRO AMORIM | JOHAN VÁSQUEZ
		78'	FRANZ-ETHAN MEICHTRY | TOMMASO BALDANZI
MANUEL LAZZARI | ROMANO FLORIANI M.	80'		
ANDREA PINAMONTI | BOULAYE DIA	80'		
		90+5'	ALEXSANDRO AMORIM
MATTIA ZACCAGNI	90+6'		

Yellow Card Head Coach DANIELE DE ROSSI

Legend:

- Goals
- Owngoal
- Penalty
- Assist
- Yellow Card
- Substitution
- Red Card
- Double Yellow Card

MATCH REPORT

Roma 30/08/2026 OLIMPICO 20:45

LAZIO	1-0	GENOA

GAME TIME

100'21''

Effective played time: 66%

66'27''

1st Half - 2nd Half
33'39'' - 32'48''

BALL POSSESSION

LAZIO GENOA

QUARTERS BALL POSSESSION

1H 0'-15'		2H 46'-60'	
54.5%	45.5%	44.5%	55.5%
16'-30'		**61'-75'**	
60.95%	39.05%	53.1%	46.9%
31'-49'		**76'-100'**	
35.81%	64.19%	34.65%	65.35%

TEAM STATS

	LAZ	GEN
Attempts	15	8
Attempts on target	2	1
Attempts on target from penalty box	8	5
Post	1	
Bar		
Attempts off target	7	4
Blocked Shots	5	3
Scoring Chances	3	1
Key Passes	14	7
Assists	1	
Fouls Committed	18	6
Corners	4	2
Offsides		2
Cross Completed/Total	4/18	6/15
Dribblings	8	6
Passes Completed	441	513
Passes Completed/Attempted (%)	87	87
Passes Final Third	137	66
Balls played forward	230	161
Long Passes	54	69
Saves	1	1
Gained Possessions	36	35

MATCH REPORT

Roma 30/08/2026 OLIMPICO 20:45

LAZIO 1-0 GENOA

PLAYER STATS

LAZIO	M	GC	OG	S	AS	CL	LB	FYC	SYC	RC
35 MANDAS	101'			1			18			

	M	G	OG	A	AT	HW	SC	FS	BP	AS	KP	P	P(%)	PA	R	FYC	SYC	RC
15 FLORIANI M.	84'							1	69			48	87	20	5			
5 DOEKHI	101'			2			1		54			34	91	3	3			
25 PROVSTGAARD	101'								62			46	93	16	2			
17 NUNO TAVARES	67'			5	1	1	1		71	1	2	50	92	30	2			
16 FRATTESI	101'	1		2	1		1		35		2	15	65	10	4			
6 ROVELLA	37'								40		1	36	100	24	2			
24 TAYLOR	101'							1	63		2	51	89	41	4			
22 CANCELLIERI	67'			1					33			18	78	12	1			
19 DIA	84'								25			17	77	11				
10 ZACCAGNI	101'			3				3	59		4	37	88	30		1		
9 PINAMONTI	17'			1					6			2	66	2				
11 ISAKSEN	34'			1					13		1	7	77	6	1			
21 BELAHYANE	65'								37		1	29	96	17	6			
23 PEDRAZA	34'							1	18		1	10	100	6				
29 LAZZARI	17'								10			6	85	2	2			

GENOA	M	GC	OG	S	AS	CL	LB	FYC	SYC	RC
1 BIJLOW	101'	1		1			35			

	M	G	OG	A	AT	HW	SC	FS	BP	AS	KP	P	P(%)	PA	R	FYC	SYC	RC
27 MARCANDALLI	101'							1	63			45	88	16	3			
5 ØSTIGÅRD	101'							1	108			85	92	13	7	1		
22 J. VÁSQUEZ	82'							1	82			68	90	16	3			
15 NORTON-CUFFY	101'			1				1	53		2	35	89	16	3			
32 FRENDRUP	101'			1	1			1	86		2	65	94	30	10			
97 SOW	62'							1	58			47	94	15	4			
77 ELLERTSSON	101'							1	40		1	23	79	17	2			
8 BALDANZI	82'								41			29	82	10				
9 VITINHA	68'			1				3	24			10	62	4	1			
29 LO. COLOMBO	101'			2				1	26			12	66	6	1			
4 AMORIM	19'							1	11			9	100	5		1		
10 MESSIAS	39'			1				2	25		1	11	78	9				
11 MEICHTRY	19'			1			1	1	16			7	87	3	1			
18 OSMAJIĆ	34'			1				3	5		1	1	100	1				

Legend

FYC	Yellow Card
OG	Owngoal
BP	Balls Played
SYC	Double Yellow Card
RC	Red Card
G	Goals
GC	Goal Conceded
M	Minutes Played
AS	Assists
FS	Fouls Suffered
A	Attempts
AT	Attempts on target
SC	Scoring Chances
HW	Posts
S	Saves
CL	Clearences
LB	Long Ball
P(%)	Passes Completed/Attempted (%)
KP	Key Passes
PA	Balls played forward
P	Passes Completed
R	Gained Possessions

PLAYERS RANKING

Attempts			
1	NUNO TAVARES	LAZ	5
2	ZACCAGNI	LAZ	3
3	DOEKHI	LAZ	2
4	FRATTESI	LAZ	2
5	LO. COLOMBO	GEN	2

Attempts on target			
1	FRATTESI	LAZ	1
2	FRENDRUP	GEN	1
3	NUNO TAVARES	LAZ	1

Passes Final Third			
1	ZACCAGNI	LAZ	27
2	TAYLOR	LAZ	26
3	NUNO TAVARES	LAZ	18
4	ROVELLA	LAZ	15
5	FRENDRUP	GEN	13

Scoring Chances			
1	DOEKHI	LAZ	1
2	FRATTESI	LAZ	1
3	MEICHTRY	GEN	1
4	NUNO TAVARES	LAZ	1

Crosses			
1	NORTON-CUFFY	GEN	4
2	NUNO TAVARES	LAZ	4
3	PEDRAZA	LAZ	3
4	ZACCAGNI	LAZ	3
5	AMORIM	GEN	2

Passes Completed			
1	ØSTIGÅRD	GEN	85
2	J. VÁSQUEZ	GEN	68
3	BIJLOW	GEN	66
4	FRENDRUP	GEN	65
5	TAYLOR	LAZ	51

Key Passes			
1	ZACCAGNI	LAZ	4
2	NORTON-CUFFY	GEN	2
3	FRATTESI	LAZ	2
4	TAYLOR	LAZ	2
5	FRENDRUP	GEN	2

Dribblings			
1	MEICHTRY	GEN	3
2	ZACCAGNI	LAZ	3
3	MESSIAS	GEN	2
4	MANDAS	LAZ	1
5	FRATTESI	LAZ	1

MATCH REPORT

Roma 30/08/2026 OLIMPICO 20:45

LAZIO 1-0 GENOA

COACH

TEAM INDICATORS

LAZIO		GENOA
54.1%	DANGEROUSITY	51.59%
DANGEROUSITY IN MANEUVER ACTIONS: 55.89%	Team dangerousity considering player's position of the own team, of the opponents and of the ball.	DANGEROUSITY IN MANEUVER ACTIONS: 51.53%
DANGEROUSITY IN TRANSITION ACTIONS: 47.5%		DANGEROUSITY IN TRANSITION ACTIONS: 51.92%
35.28km/h	BALL PACE	38.52km/h
10.69km/h	BALL CONDUCTION PACE	10.4km/h
47% / 53%	CONDUCTION VS PASSES TIME	53% / 47%

RECORDMEN

PASS GAIN

Number of players overtaken by a vertical pass (only successful passes are considered).
It shows how much a player tends to overcome the opponent's pressure lines.

		LAZIO			GENOA	
1	29	MANUEL LAZZARI	3.5	1	22	JOHAN VÁSQUEZ	3.38
2	35	CHRISTOS MANDAS	3.17	2	1	JUSTIN BIJLOW	3.32
3	22	MATTEO CANCELLIERI	3.08	3	15	BROOKE NORTON-CUFFY	3.31
4	23	ALFONSO PEDRAZA	2.75	4	4	ALEXSANDRO AMORIM	3.25
5	17	NUNO TAVARES	2.74	5	77	MIKAEL ELLERTSSON	3.05

PASS RISK

Measures the player's propensity to risk the pass (only successful passes are considered).

		LAZIO			GENOA	
1	10	MATTIA ZACCAGNI	27.43%	1	4	ALEXSANDRO AMORIM	25.11%
2	5	DANILHO DOEKHI	24.06%	2	10	JUNIOR MESSIAS	24.88%
3	35	CHRISTOS MANDAS	20.55%	3	77	MIKAEL ELLERTSSON	24.23%
4	19	BOULAYE DIA	19.4%	4	15	BROOKE NORTON-CUFFY	22.27%
5	23	ALFONSO PEDRAZA	18.2%	5	97	DJIBRIL SOW	21.17%

RECEIVED PRESSURE

How much the player with the ball is pressed by the opposite team.
It depends on the speed, running direction and distance from the opponent who is at a shorter distance.

		LAZIO			GENOA	
1	19	BOULAYE DIA	71.87%	1	18	MILUTIN OSMAJIĆ	74.53%
2	16	DAVIDE FRATTESI	65.71%	2	29	LORENZO COLOMBO	71.57%
3	9	ANDREA PINAMONTI	64.85%	3	9	VITINHA	63%
4	6	NICOLÒ ROVELLA	64.33%	4	8	TOMMASO BALDANZI	61.86%
5	24	KENNETH TAYLOR	59.69%	5	32	MORTEN FRENDRUP	60.33%

PASS AVAILABILITY

Ability of a player to get away from opponents to receive the ball.
It is computed for all the teammates of the player in possession.

		LAZIO			GENOA	
1	23	ALFONSO PEDRAZA	85.91%	1	22	JOHAN VÁSQUEZ	83.5%
2	17	NUNO TAVARES	82.04%	2	5	LEO ØSTIGÅRD	83.42%
3	5	DANILHO DOEKHI	80.12%	3	15	BROOKE NORTON-CUFFY	81.7%
4	25	OLIVER PROVSTGAARD	77.18%	4	27	ALESSANDRO MARCANDALLI	80.85%
5	15	ROMANO FLORIANI M.	73.73%	5	77	MIKAEL ELLERTSSON	73.34%

MATCH REPORT

Roma 30/08/2026 OLIMPICO 20:45

LAZIO 1-0 GENOA

PLAYERS RANKING (ATHLETICS PERFORMANCE)

	Jog - Run - Sprint (km)			
1	KENNETH INA DOROTHEA TAYLOR	10.052	2.417	0.110	Total 12.616
2	DAVIDE FRATTESI	9.272	2.281	0.150	Total 11.747
3	DANILHO RAIMUNDO DOEKHI	9.517	1.639	0.089	Total 11.296
4	OLIVER PROVSTGAARD NIELSEN	9.441	1.479	0.065	Total 11.043
5	MATTIA ZACCAGNI	7.906	1.761	0.332	Total 10.058

	Jog - Run - Sprint (km)			
1	MORTEN WETCHE FRENDRUP	9.394	3.092	0.097	Total 12.604
2	BROOKE DION NELSON NORTON-CUFFY	8.180	2.537	0.242	Total 11.022
3	MIKAEL EGILL ELLERTSSON	8.408	2.090	0.442	Total 11.005
4	LORENZO COLOMBO	8.888	1.775	0.150	Total 10.876
5	LEO SKIRI OSTIGARD	8.691	1.927	0.099	Total 10.795

	AVG Speed km/h (run)		
1	PEDRAZA	LAZ	19.709
2	NUNO TAVARES	LAZ	19.705
3	DIA	LAZ	19.638
4	ZACCAGNI	LAZ	19.629
5	LAZZARI	LAZ	19.615

	AVG Speed km/h (run)		
1	MEICHTRY	GEN	19.697
2	NORTON-CUFFY	GEN	19.640
3	MESSIAS	GEN	19.631
4	OSMAJIĆ	GEN	19.627
5	FRENDRUP	GEN	19.595

	AVG Speed km/h (sprint)		
1	FLORIANI M.	LAZ	29.116
2	NUNO TAVARES	LAZ	28.723
3	DOEKHI	LAZ	27.998
4	PEDRAZA	LAZ	27.747
5	DIA	LAZ	27.722

	AVG Speed km/h (sprint)		
1	OSMAJIĆ	GEN	28.805
2	ELLERTSSON	GEN	28.067
3	VITINHA	GEN	27.910
4	NORTON-CUFFY	GEN	27.759
5	LO. COLOMBO	GEN	27.749

TEAM STATS (ATHLETICS PERFORMANCE)

Distance Covered (km)	125.169

Jog - Run - Sprint (km)		
99.934	22.314	2.376

Distance Covered (km)	122.901

Jog - Run - Sprint (km)		
97.095	23.124	2.022

Fitness data displayed in the report are the ones collected in real time and could be different to the post-processed ones, delivered to the coaching staff

Walk + Jog:	0-15 km/h	Run:	15.1-24.9 km/h	Sprint:	25+ km/h	Walk + Jog + Run + Sprint:	Distance covered

TOP Sprinter: Top five players per team

Roma 30/08/2026 OLIMPICO 20:45

LAZIO 1-0 GENOA

PLAYERS AVERAGE POSITIONS

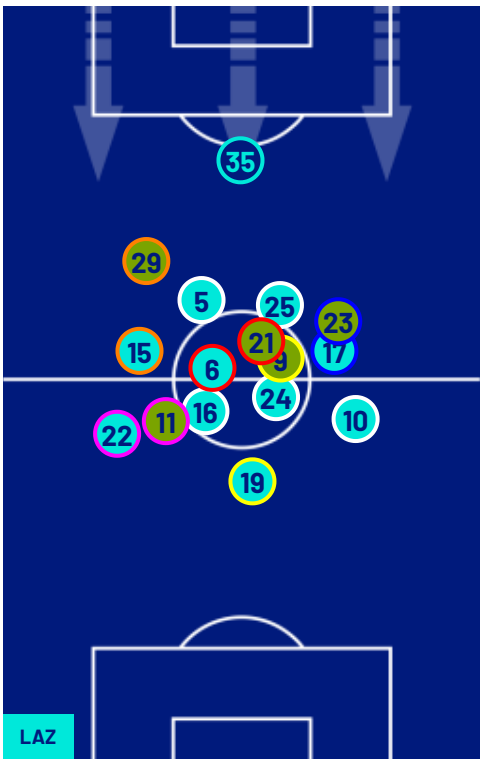

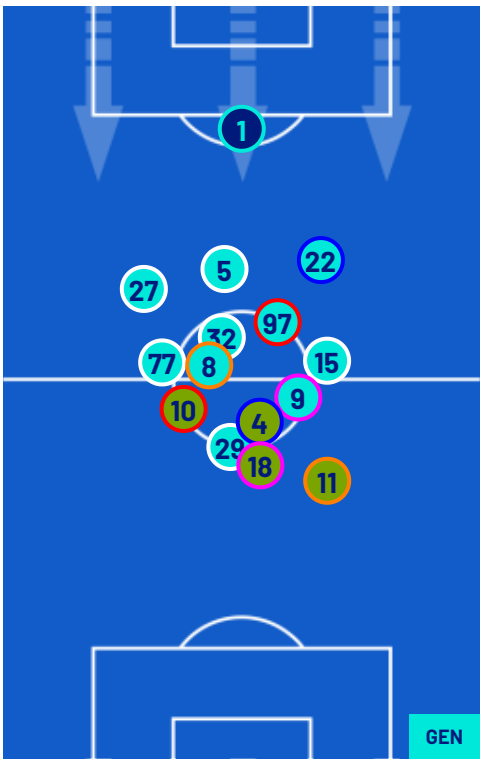

Legend:

1st Substitution	Player In	Player Out			
2nd Substitution	Player In	Player Out	Player In Substitution Of		
3rd Substitution	Player In	Player Out	Player In Substitution Of		
4th Substitution	Player In	Player Out	Player In Substitution Of		
5th Substitution	Player In	Player Out	Player In Substitution Of		

Roma 30/08/2026 OLIMPICO 20:45

LAZIO 1-0 GENOA

TEAM'S DEFENSE POSITION 1ST HALF

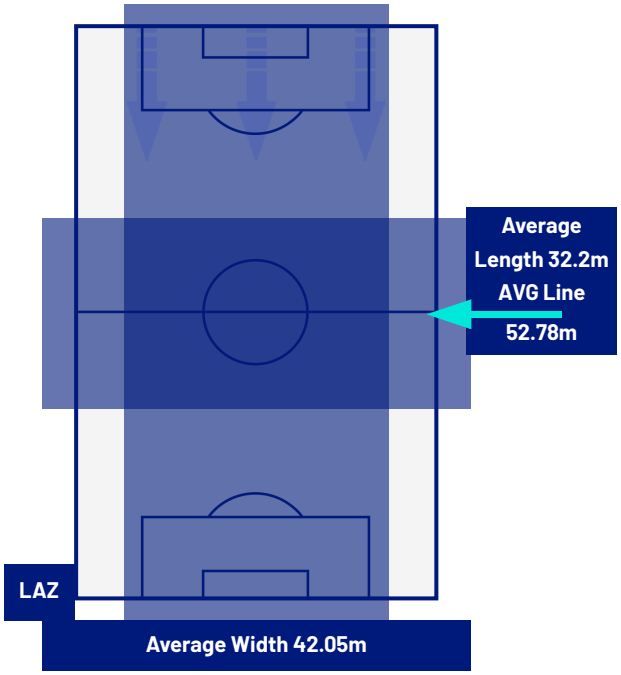

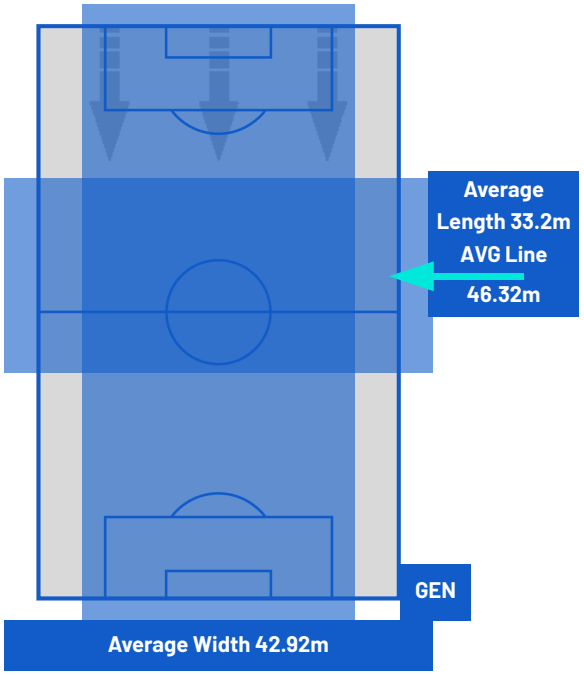

TEAM'S DEFENSE POSITION 2ND HALF

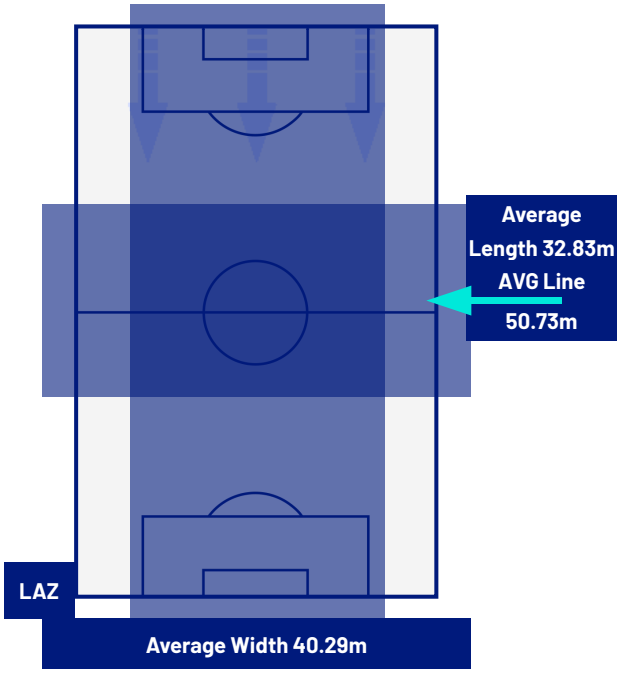

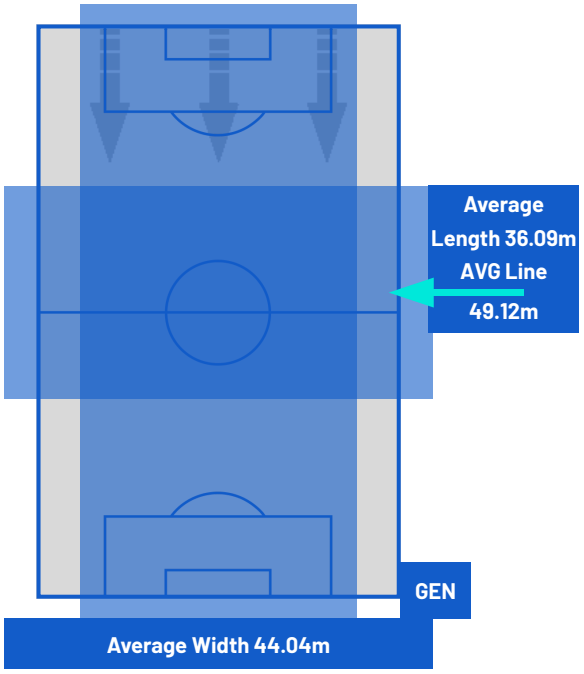

MATCH REPORT

Roma 30/08/2026 OLIMPICO 20:45

LAZIO	1-0	GENOA

ATTEMPTS MAP

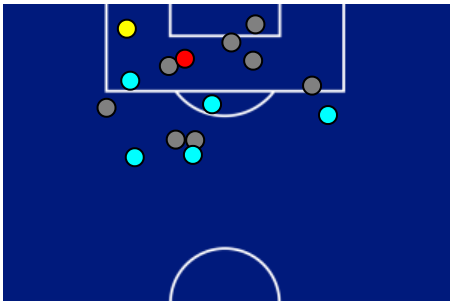

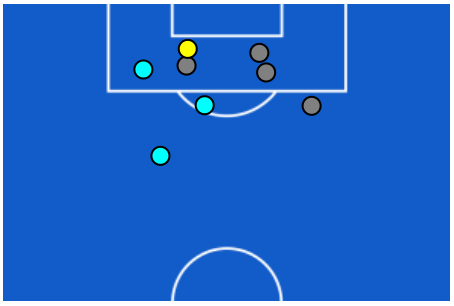

1	Goals	0
2	On target	1
7	Off target	4
5	Blocked	3

OPEN PLAY CROSSES MAP

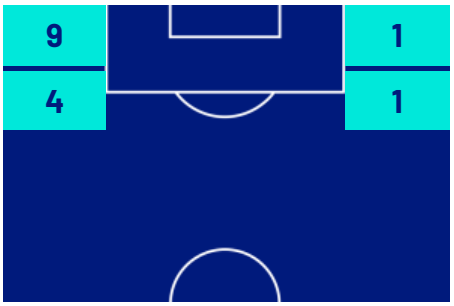



4	Crosses completed	6
18	Total crosses	15
22	Accuracy (%)	40

729	Total Balls Played	804
183	DEFENSIVE	304
319	MIDFIELD	352
227	ATTACK ZONE	148

MATCH REPORT

Roma 30/08/2026 OLIMPICO 20:45

LAZIO	1-0	GENOA

KEY PLAYERS

NUNO ALBERTINO VARELA TAVARES	17
Position	Defender
Date of birth	26/01/2000
Nationality	POR

Jog 77% - Run 19% - Sprint 4%		Km 8.305
6.331	1.612	0.327

Mvp Stats	
Minutes Played	67
Goals	0
Scoring Chances	1
Attempts	5
Attempts on target	1(0)
Assists	1
Balls Played	71
Passes Completed	50
Passes Completed/Attempted (%)	92
Key Passes	2
Gained Possessions	2
Fouls Suffered	0

LEO SKIRI OSTIGARD	5
Position	Defender
Date of birth	28/11/1999
Nationality	NOR

Jog 81% - Run 18% - Sprint 1%		Km 10.795
8.691	1.927	0.099

Mvp Stats	
Minutes Played	101
Goals	0
Scoring Chances	0
Attempts	0
Attempts on target	0(0)
Assists	0
Balls Played	108
Passes Completed	85
Passes Completed/Attempted (%)	92
Key Passes	0
Gained Possessions	7
Fouls Suffered	1

The above statistics are considered final 24 hours after the end of the match.

The disciplinary sanctions are unofficial, as they come from real-time tracking during the match. They will become official following approval by the relevant bodies.

In the case of uncertainty over the identity of a goalscorer, Lega Serie A will confirm this the day after each round of matches is completed.

The official data providers are Kama, Hawk-Eye, Math and Sport.