MATCH REPORT

Matchday 12

SERIE A CHAMPIONSHIP 2026-2027

LAZIO

LECCE

Roma 21/11/2026

OLIMPICO 15:00

MATCH REPORT

Roma 21/11/2026 OLIMPICO 15:00

LAZIO 3-0 LECCE

LINE-UPS

LAZIO

35	MANDAS (GK)	
15	FLORIANI M.	
5	DOEKHI	
2	DIOGO LEITE	
23	PEDRAZA	
16	FRATTESI	⚽
21	BELAHYANE	
24	TAYLOR	👟
11	ISAKSEN	👟
9	PINAMONTI	
14	NOSLIN	x2 ⚽

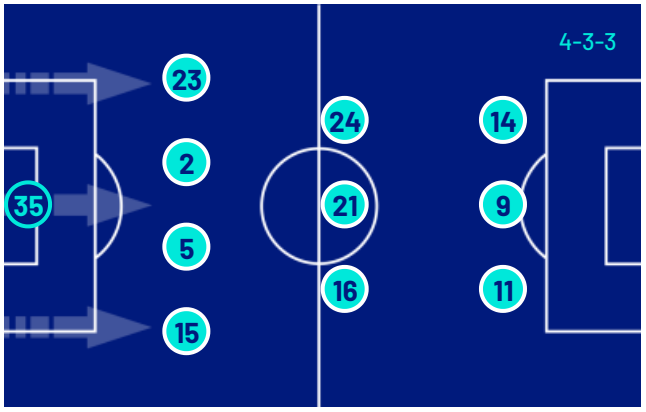

Bench

40	MOTTA (GK)	
47	RENZETTI (GK)	
3	LU. PELLEGRINI	🟨
6	ROVELLA	
7	DELE-BASHIRU	
22	CANCELLIERI	👟
25	PROVSTGAARD	
28	PRZYBOREK	
29	LAZZARI	
32	CATALDI	
33	R. BORDON	
63	SERRA	
71	FARCOMENI	
76	F. BORDON	
80	GUÐMUNDSSON	

Head Coach: GENNARO GATTUSO

LECCE

(GK) FALCONE	30	
DANILO VEIGA	17	
SIEBERT	5	🟨
TIAGO GABRIEL	44	
GALLO	25	
KABA	77	
L. COULIBALY	29	
MALEH	14	
N'DRI	11	
GEUBBELS	69	
FATAH	7	

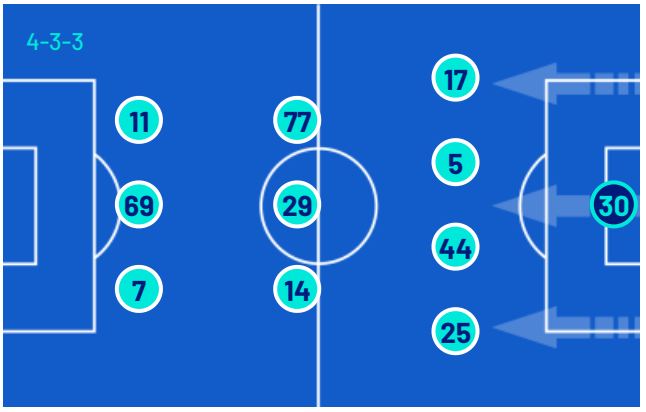

Bench

(GK) BLEVE	1	
(GK) BORBEI	32	
DEMBÉLÉ	2	
NDABA	3	
GASPAR	4	
S. FOFANA	8	
ŠTULIĆ	9	
BERISHA	10	
GANDELMAN	16	
JEAN	18	
PACO ESTEBAN	22	
GORTER	28	
SCOTT	31	
NGOM	79	
MONTEIRO	99	

Head Coach: EUSEBIO LUCA DI FRANCESCO

Referee:	MATTEO MARCENARO	Fourth official:	GIUSEPPE COLLU
Assistent referee:	SIMONE BIFFI	V.A.R.:	LORENZO MAGGIONI
Assistent referee:	MATTIA REGATTIERI	A.V.A.R.:	DAVIDE GHERSINI

MATCH REPORT

Roma 21/11/2026 OLIMPICO 15:00

LAZIO 3-0 LECCE

MATCH EVENTS



LAZIO			LECCE
3			0
TIJJANI NOSLIN	25'		
(GUSTAV ISAKSEN)	25'		
		50'	JAMIL SIEBERT
		59'	OUMAR NGOM | MOHAMED DRAMÉ
		59'	PACO ESTEBAN | WILLEM GEUBBELS
TIJJANI NOSLIN	68'		
(KENNETH TAYLOR)	68'		
		74'	JOËL MONTEIRO | YOUSSEF MALEH
		77'	DANILO VEIGA
LUCA PELLEGRINI | ALFONSO PEDRAZA	78'		
MATTEO CANCELLIERI | GUSTAV ISAKSEN	78'		
NICOLÒ ROVELLA | REDA BELAHYANE	83'		
FISAYO DELE-BASHIRU | TIJJANI NOSLIN	83'		
		86'	NIKOLA ŠTULIĆ | KONAN N'DRI
		86'	SADIK FOFANA | LASSANA COULIBALY
LUCA PELLEGRINI	87'		
ALBERT GUÐMUNDSSON | ANDREA PINAMONTI	88'		
DAVIDE FRATTESI	90'		
(MATTEO CANCELLIERI)	90'		

Legend:
Goals · Penalty · Yellow Card · Red Card · Double Yellow Card
Owngoal · Assist · Substitution

MATCH REPORT

Roma 21/11/2026 OLIMPICO 15:00

LAZIO	3-0	LECCE

GAME TIME

95'09''

Effective played time: 56%

53'27''

1st Half - 2nd Half
29'18'' - 24'9''

BALL POSSESSION

LAZIO LECCE

QUARTERS BALL POSSESSION

	LAZIO	LECCE
1H 0'-15'	57.87%	42.13%
2H 46'-60'	60.47%	39.53%
16'-30'	57.41%	42.59%
61'-75'	73.1%	26.9%
31'-46'	63.5%	36.5%
76'-95'	58.19%	41.81%

TEAM STATS

	LAZ	LEC
Attempts	9	9
Attempts on target	6	2
Attempts on target from penalty box	6	8
Post		
Bar		
Attempts off target	2	6
Blocked Shots	1	2
Scoring Chances	1	1
Key Passes	6	7
Assists	3	
Fouls Committed	11	13
Corners	9	3
Offsides	7	1
Cross Completed/Total	6/31	4/16
Dribblings	10	6
Passes Completed	448	251
Passes Completed/Attempted (%)	82	73
Passes Final Third	91	22
Balls played forward	154	85
Long Passes	32	17
Saves	2	3
Gained Possessions	48	37

MATCH REPORT

Roma 21/11/2026 OLIMPICO 15:00

LAZIO 3-0 LECCE

PLAYER STATS

LAZIO		M	GC	OG	S	AS	CL	LB	FYC	SYC	RC
35	MANDAS	96'			2		1	22			

		M	G	OG	A	AT	HW	SC	FS	BP	AS	KP	P	P(%)	PA	R	FYC	SYC	RC
15	FLORIANI M.	96'							1	66			39	86	16	6			
5	DOEKHI	96'			1				1	97			62	84	9	9			
2	DIOGO LEITE	96'			2	1				103			57	78	13	6			
23	PEDRAZA	79'							1	52		1	27	81	8	6			
16	FRATTESI	96'	1		2	2		1		40			25	83	13	2			
21	BELAHYANE	84'			1	1				95			75	90	21	5			
24	TAYLOR	96'							1	64	1	2	44	77	23	4			
11	ISAKSEN	79'							2	38	1	2	16	76	8	1			
9	PINAMONTI	89'							1	29			13	76	9	2			
14	NOSLIN	84'	2		3	2			1	51			23	79	17				
3	LU. PELLEGRINI	17'								8			4	100			1		
6	ROVELLA	12'								10			9	90	8				
7	DELE-BASHIRU	12'								5			4	100	4				
22	CANCELLIERI	17'								8	1	1	5	71	4				
80	GUÐMUNDSSON	7'								2			1	50	1				

LECCE		M	GC	OG	S	AS	CL	LB	FYC	SYC	RC
30	FALCONE	96'	3		3		2	33			

		M	G	OG	A	AT	HW	SC	FS	BP	AS	KP	P	P(%)	PA	R	FYC	SYC	RC
17	DANILO VEIGA	96'							1	49		1	18	66	11	5	1		
5	SIEBERT	96'			1	1		1	1	45			22	88	5	3	1		
44	TIAGO GABRIEL	96'			2				1	72			48	94	4	3			
25	GALLO	96'								59		2	22	66	5	8			
77	KABA	60'								22		2	14	70	5	1			
29	L. COULIBALY	87'							1	55			38	88	16	3			
14	MALEH	75'							1	40		1	17	73	10	3			
11	N'DRI	87'			3	1			2	36		1	12	66	6	1			
69	GEUBBELS	60'								15			8	72	6				
7	FATAH	96'			2				2	42			16	66	8	3			
8	S. FOFANA	9'							1	9			5	100	2	1			
9	ŠTULIĆ	9'								2			1	100					
22	PACO ESTEBAN	36'			1					7			4	80	1				
79	NGOM	36'								21			11	84	5	3			
99	MONTEIRO	21'								5			2	66	1				

Legend

FYC	Yellow Card
OG	Owngoal
BP	Balls Played
SYC	Double Yellow Card
RC	Red Card
G	Goals
GC	Goal Conceded
M	Minutes Played
AS	Assists
FS	Fouls Suffered
A	Attempts
AT	Attempts on target
SC	Scoring Chances
HW	Posts
S	Saves
CL	Clearences
LB	Long Ball
P(%)	Passes Completed/Attempted (%)
KP	Key Passes
PA	Balls played forward
P	Passes Completed
R	Gained Possessions

PLAYERS RANKING

Attempts				Attempts on target			
1	N'DRI	LEC	3	1	FRATTESI	LAZ	2
2	NOSLIN	LAZ	3	2	NOSLIN	LAZ	2
3	FATAH	LEC	2	3	DIOGO LEITE	LAZ	1
4	FRATTESI	LAZ	2	4	SIEBERT	LEC	1
5	DIOGO LEITE	LAZ	2	5	N'DRI	LEC	1

Passes Final Third				Scoring Chances			
1	TAYLOR	LAZ	14	1	FRATTESI	LAZ	1
2	FLORIANI M.	LAZ	12	2	SIEBERT	LEC	1
3	BELAHYANE	LAZ	11				
4	NOSLIN	LAZ	10				
5	FRATTESI	LAZ	8				

Crosses				Passes Completed			
1	ISAKSEN	LAZ	9	1	BELAHYANE	LAZ	75
2	NOSLIN	LAZ	9	2	DOEKHI	LAZ	62
3	PEDRAZA	LAZ	7	3	DIOGO LEITE	LAZ	57
4	GALLO	LEC	5	4	TIAGO GABRIEL	LEC	48
5	DANILO VEIGA	LEC	4	5	MANDAS	LAZ	44

Key Passes				Dribblings			
1	GALLO	LEC	2	1	PEDRAZA	LAZ	2
2	ISAKSEN	LAZ	2	2	FATAH	LEC	2
3	TAYLOR	LAZ	2	3	ISAKSEN	LAZ	2
4	KABA	LEC	2	4	N'DRI	LEC	2
5	PEDRAZA	LAZ	1	5	NOSLIN	LAZ	2

MATCH REPORT

Roma 21/11/2026 OLIMPICO 15:00

LAZIO	3-0	LECCE

TEAM INDICATORS

LAZIO		LECCE
55.84%	DANGEROUSITY	49.74%
DANGEROUSITY IN MANEUVER ACTIONS: 57.01%	Team dangerousity considering player's position of the own team, of the opponents and of the ball.	DANGEROUSITY IN MANEUVER ACTIONS: 54.08%
DANGEROUSITY IN TRANSITION ACTIONS: 50.93%		DANGEROUSITY IN TRANSITION ACTIONS: 41.72%
36.22km/h	BALL PACE	38.52km/h
11.2km/h	BALL CONDUCTION PACE	10.94km/h
49% / 51%	CONDUCTION VS PASSES TIME	53% / 47%

RECORDMEN

PASS GAIN

Number of players overtaken by a vertical pass (only successful passes are considered).
It shows how much a player tends to overcome the opponent's pressure lines.

1	3	LUCA PELLEGRINI	3.5	1	30	WLADIMIRO FALCONE	4.8
2	11	GUSTAV ISAKSEN	3.41	2	17	DANILO VEIGA	4.71
3	6	NICOLÒ ROVELLA	3	3	25	ANTONINO GALLO	3.31
4	35	CHRISTOS MANDAS	2.88	4	5	JAMIL SIEBERT	3.28
5	2	DIOGO LEITE	2.79	5	69	WILLEM GEUBBELS	3.25

PASS RISK

Measures the player's propensity to risk the pass (only successful passes are considered).

1	11	GUSTAV ISAKSEN	47.18%	1	8	SADIK FOFANA	51%
2	14	TIJJANI NOSLIN	31%	2	14	YOUSSEF MALEH	41.5%
3	16	DAVIDE FRATTESI	21.46%	3	17	DANILO VEIGA	38.22%
4	6	NICOLÒ ROVELLA	21.2%	4	30	WLADIMIRO FALCONE	36.7%
5	9	ANDREA PINAMONTI	21.08%	5	5	JAMIL SIEBERT	31.1%

RECEIVED PRESSURE

How much the player with the ball is pressed by the opposite team.
It depends on the speed, running direction and distance from the opponent who is at a shorter distance.

1	80	ALBERT GUÐMUNDSSON	83.67%	1	22	PACO ESTEBAN	75.23%
2	9	ANDREA PINAMONTI	71.74%	2	69	WILLEM GEUBBELS	73.53%
3	16	DAVIDE FRATTESI	70.22%	3	9	NIKOLA ŠTULIĆ	73.53%
4	6	NICOLÒ ROVELLA	67.15%	4	14	YOUSSEF MALEH	71.41%
5	24	KENNETH TAYLOR	65.7%	5	99	JOËL MONTEIRO	70.95%

PASS AVAILABILITY

Ability of a player to get away from opponents to receive the ball.
It is computed for all the teammates of the player in possession.

1	6	NICOLÒ ROVELLA	81.91%	1	44	TIAGO GABRIEL	80.6%
2	11	GUSTAV ISAKSEN	80.42%	2	25	ANTONINO GALLO	80.52%
3	7	FISAYO DELE-BASHIRU	77.28%	3	8	SADIK FOFANA	80.15%
4	5	DANILHO DOEKHI	77.08%	4	5	JAMIL SIEBERT	78.1%
5	2	DIOGO LEITE	76.15%	5	17	DANILO VEIGA	75.07%

MATCH REPORT

Roma 21/11/2026 OLIMPICO 15:00

LAZIO	3-0	LECCE

PLAYERS RANKING (ATHLETICS PERFORMANCE)

Jog - Run - Sprint (km)				
1	KENNETH INA DOROTHEA TAYLOR	9.428	2.642	0.096	Total 12.203
2	DIOGO FILIPE MONTEIRO PINTO LEITE	8.959	2.918	0.211	Total 12.142
3	DAVIDE FRATTESI	8.479	2.945	0.426	Total 11.885
4	ROMANO FLORIANI MUSSOLINI	8.812	1.836	0.373	Total 11.052
5	DANILHO RAIMUNDO DOEKHI	9.122	1.650	0.068	Total 10.891

Jog - Run - Sprint (km)				
1	LASSANA COULIBALY	8.371	2.257	0.123	Total 10.822
2	DANILO FILIPE DE MELO VEIGA	7.975	2.313	0.327	Total 10.728
3	JAMIL SIEBERT	8.294	1.889	0.176	Total 10.441
4	ANTONINO GALLO	7.794	1.765	0.552	Total 10.186
5	TIAGO GABRIEL COELHO OLIVEIRA	8.122	1.541	0.138	Total 9.883

AVG Speed km/h (run)			
1	FRATTESI	LAZ	19.717
2	ISAKSEN	LAZ	19.668
3	PEDRAZA	LAZ	19.618
4	GUÐMUNDSSON	LAZ	19.615
5	PINAMONTI	LAZ	19.588

AVG Speed km/h (run)			
1	GALLO	LEC	19.698
2	ŠTULIĆ	LEC	19.685
3	KABA	LEC	19.661
4	MALEH	LEC	19.649
5	DANILO VEIGA	LEC	19.627

AVG Speed km/h (sprint)			
1	NOSLIN	LAZ	28.915
2	CANCELLIERI	LAZ	28.587
3	FLORIANI M.	LAZ	28.029
4	BELAHYANE	LAZ	27.991
5	ISAKSEN	LAZ	27.976

AVG Speed km/h (sprint)			
1	MONTEIRO	LEC	28.590
2	GEUBBELS	LEC	28.304
3	GALLO	LEC	28.114
4	SIEBERT	LEC	27.563
5	TIAGO GABRIEL	LEC	27.404

TEAM STATS (ATHLETICS PERFORMANCE)

Distance Covered (km)	123.068

Jog - Run - Sprint (km)		
95.091	24.258	3.165

Distance Covered (km)	113.494

Jog - Run - Sprint (km)		
87.784	21.985	2.848

Fitness data displayed in the report are the ones collected in real time and could be different to the post-processed ones, delivered to the coaching staff

Walk + Jog:	0-15 km/h	Run:	15.1-24.9 km/h	Sprint:	25+ km/h	Walk + Jog + Run + Sprint:	Distance covered

TOP Sprinter: Top five players per team

Roma 21/11/2026 OLIMPICO 15:00

LAZIO 3-0 LECCE

PLAYERS AVERAGE POSITIONS

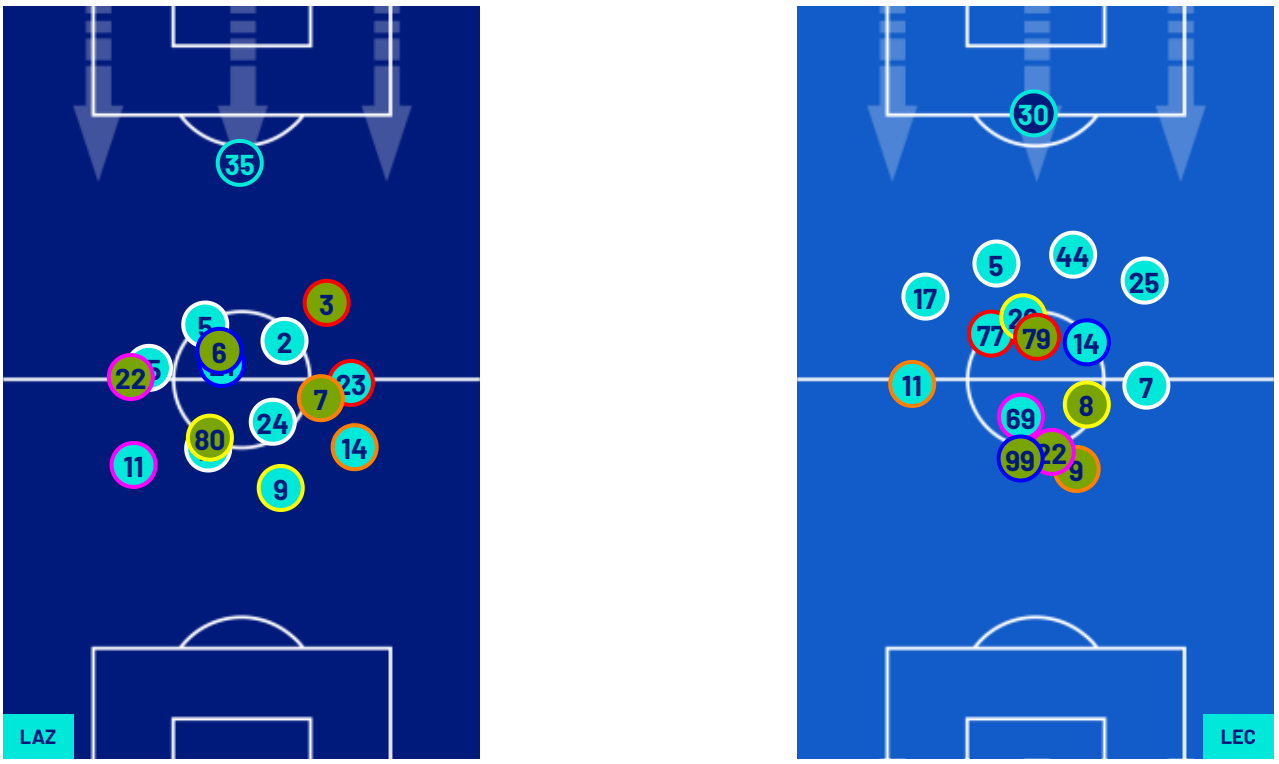

Legend:

1st Substitution	Player In	Player Out			
2nd Substitution	Player In	Player Out	Player In Substitution Of		
3rd Substitution	Player In	Player Out	Player In Substitution Of		
4th Substitution	Player In	Player Out	Player In Substitution Of		
5th Substitution	Player In	Player Out	Player In Substitution Of		

MATCH REPORT

Roma 21/11/2026 OLIMPICO 15:00

LAZIO	3-0	LECCE

TEAM'S DEFENSE POSITION 1ST HALF

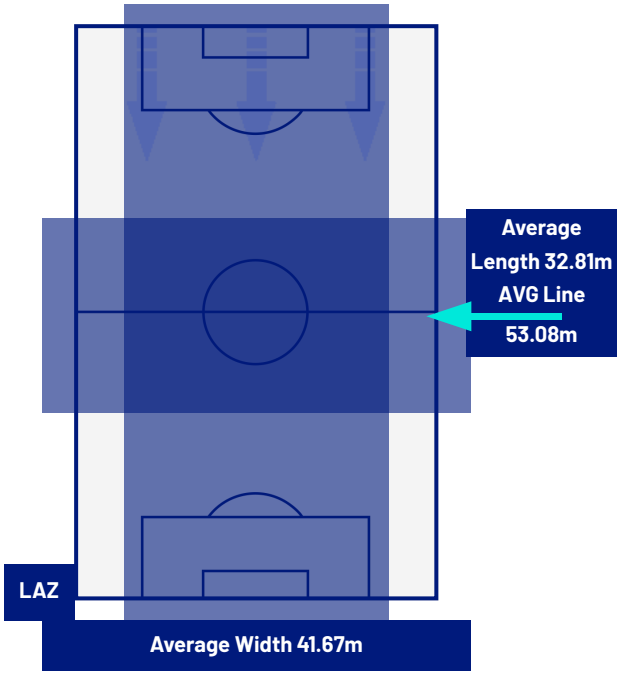

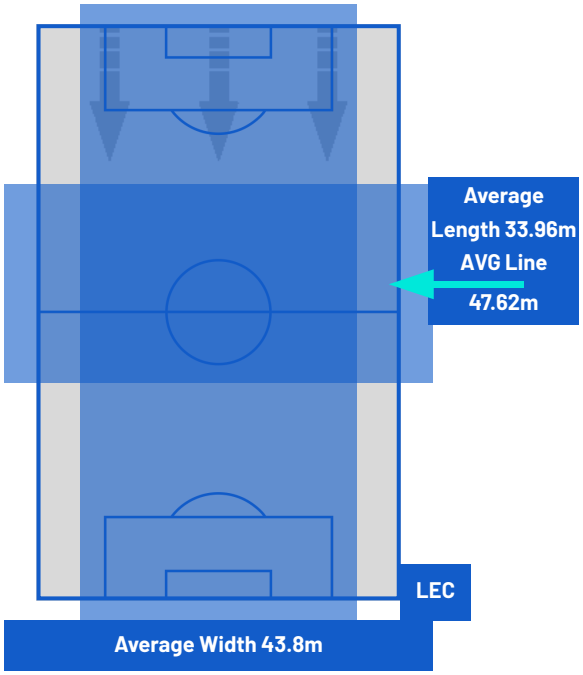

TEAM'S DEFENSE POSITION 2ND HALF

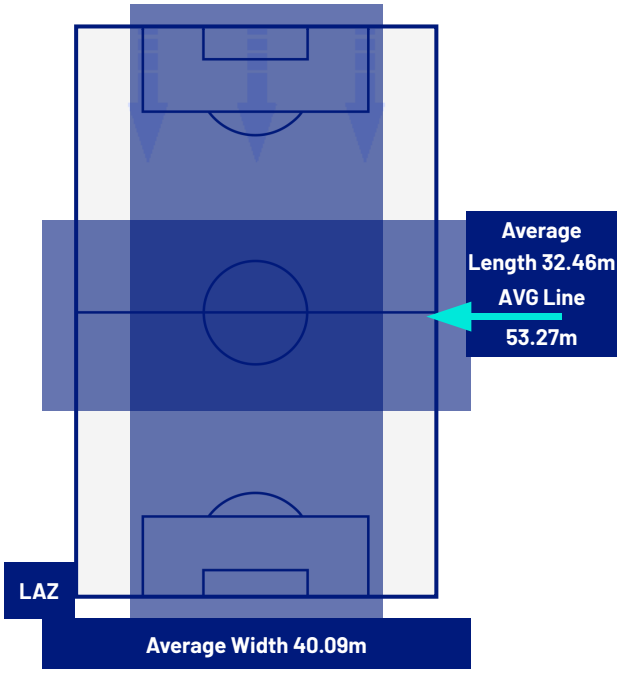

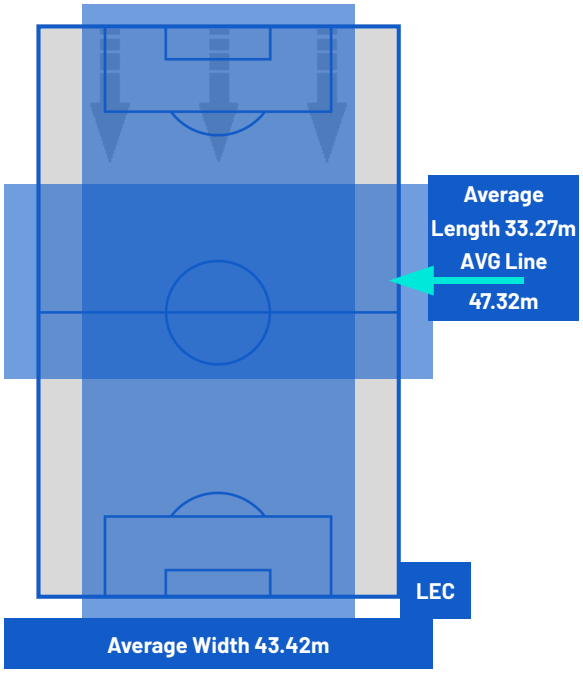

MATCH REPORT

Roma 21/11/2026 OLIMPICO 15:00

LAZIO	3-0	LECCE

ATTEMPTS MAP

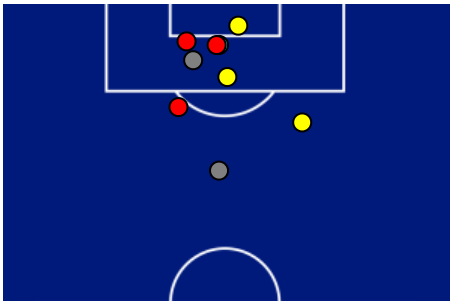

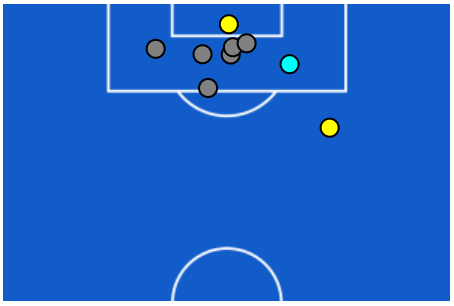

3	Goals	0
6	On target	2
2	Off target	6
1	Blocked	2

OPEN PLAY CROSSES MAP

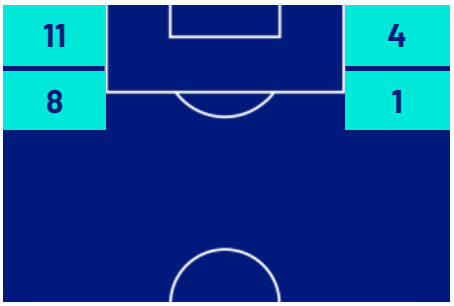



6	Crosses completed	4
31	Total crosses	16
19	Accuracy (%)	25

822	Total Balls Played	615
272	DEFENSIVE	235
333	MIDFIELD	272
217	ATTACK ZONE	108

MATCH REPORT

Roma 21/11/2026 OLIMPICO 15:00

LAZIO	3-0	LECCE

KEY PLAYERS

TIJJANI NOSLIN	14
Position	Forward
Date of birth	07/07/1999
Nationality	NED

Jog 71% - Run 26% - Sprint 3%		Km 9.949
7.053	2.504	0.335

Mvp Stats	
Minutes Played	84
Goals	2
Scoring Chances	0
Attempts	3
Attempts on target	2 (2)
Assists	0
Balls Played	51
Passes Completed	23
Passes Completed/Attempted (%)	79
Key Passes	0
Gained Possessions	0
Fouls Suffered	1

AMAR ABDIRAHMAN AHMED FATAH	7
Position	Forward
Date of birth	19/02/2004
Nationality	SWE

Jog 80% - Run 18% - Sprint 2%		Km 9.690
7.744	1.707	0.187

Mvp Stats	
Minutes Played	96
Goals	0
Scoring Chances	0
Attempts	2
Attempts on target	0 (0)
Assists	0
Balls Played	42
Passes Completed	16
Passes Completed/Attempted (%)	66
Key Passes	0
Gained Possessions	3
Fouls Suffered	2

The above statistics are considered final 24 hours after the end of the match.

The disciplinary sanctions are unofficial, as they come from real-time tracking during the match. They will become official following approval by the relevant bodies.

In the case of uncertainty over the identity of a goalscorer, Lega Serie A will confirm this the day after each round of matches is completed.

The official data providers are Kama, Hawk-Eye, Math and Sport.