

MATCH REPORT



Matchday 31
SERIE A CHAMPIONSHIP 2025-2026



JUVENTUS



GENOA

Torino 06/04/2026
ALLIANZ STADIUM 18:00

Torino 06/04/2026 ALLIANZ STADIUM 18:00



JUVENTUS

2-0

GENOA



LINE-UPS

JUVENTUS

1	PERIN (GK)	
15	KALULU	
3	BREMER	
6	KELLY	
27	CAMBIASO	
5	LOCATELLI	
19	K. THURAM	
7	CONCEIÇÃO	
22	MCKENNIE	
10	YILDIZ	
30	J. DAVID	



Bench

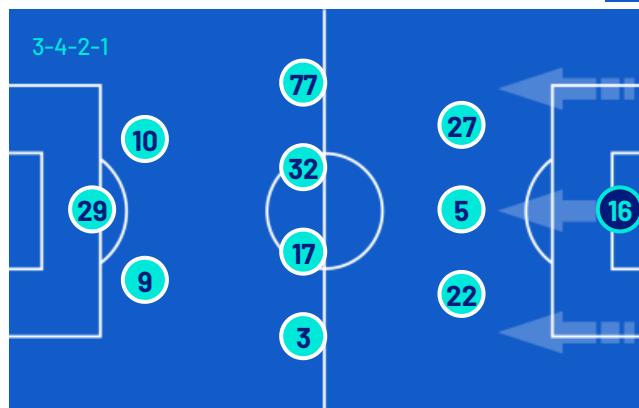
16	DI GREGORIO (GK)
23	PINSOGLIO (GK)
2	HOLM
4	GATTI
8	KOOPMEINERS
9	VLAHOVIĆ
11	ZHEGROVA
13	BOGA
14	MILIK
18	KOSTIĆ
20	OPENDA
21	MIRETTI
32	CABAL

Head Coach: **LUCIANO SPALLETTI**

Referee: **DAVIDE MASSA**
 Assistant referee: **ALESSANDRO LO CICERO**
 Assistant referee: **MARCO TRINCHIERI**

GENOA

(GK) BIJLOW	16
MARCANDALLI	27
OSTIGÅRD	5
VÁSQUEZ	22
ELLERTSSON	77
FRENDRUP	32
MALINOVSKYI	17
MARTÍN	3
MESSIAS	10
VITINHA	9
COLOMBO	29



Bench

(GK) LEALI	1
(GK) SOMMARIVA	39
AMORIM	4
BALDANZI	8
ZÄTTERSTRÖM	13
EKUBAN	18
SABELLI	20
EKHATOR	21
OTOA	34
MASINI	73
	80
O. LATIF	99

Head Coach: **DANIELE DE ROSSI**

Fourth official: **MATTEO MARCHETTI**
 V.A.R.: **DANIELE PATERNA**
 A.V.A.R.: **FRANCESCO MERAUVIGLIA**

Torino 06/04/2026 ALLIANZ STADIUM 18:00



JUVENTUS

2-0

GENOA



GAME TIME



Effective
played time:
62%



1st Half - 2nd Half
30'16" - 28'59"

BALL POSSESSION

JUVENTUS

GENOA

QUARTERS BALL POSSESSION

1H	0'-15'	2H	46'-60'
75%	25%	43.79%	56.21%
	16'-30'		61'-75'
74.69%	25.31%	42.11%	57.89%
	31'-45'		76'-95'
74.18%	25.82%	54.55%	45.45%

TEAM STATS

	JUV	GEN
Attempts	16	12
Attempts on target	5	3
Attempts on target from penalty box	10	8
Post	1	
Bar		
Attempts off target	6	1
Blocked Shots	3	7
Scoring Chances	2	2
Key Passes	14	4
Assists	2	
Fouls Committed	10	8
Corners	5	5
Offsides		
Cross Completed/Total	7/16	3/16
Dribbling	7	6
Passes Completed	552	309
Passes Completed/Attempted (%)	90	83
Passes Final Third	119	35
Balls played forward	255	89
Long Passes	71	27
Saves	3	3
Gained Possessions	40	36

Torino 06/04/2026 ALLIANZ STADIUM 18:00



JUVENTUS

2-0

GENOA



PLAYER STATS

JUVENTUS		M	GC	OG	S	AS	CL	LB	FYC	SYC	RC								
1	PERIN	46'						7											
16	DI GREGORIO	51'			3			6											
		M	G	OG	A	AT	HW	SC	FS	BP	AS	KP	P	P(%)	PA	R	FYC	SYC	RC
15	KALULU	96'							102		1	77	91	31	9				
3	BREMER	96'	1		2	1			76			56	96	12	4	1			
6	KELLY	96'							89	1	1	73	92	19	7				
27	CAMBIASO	84'						1	80		1	65	91	33	4				
5	LOCATELLI	96'			1			1	95			73	92	35	3	1			
19	K. THURAM	96'			3				81		2	63	95	37	1	1			
7	CONCEIÇÃO	84'			2			1	43	1	2	26	83	20	2				
22	MCKENNIE	96'	1		3	1		2	50		1	32	86	20	4	1			
10	YILDIZ	91'			2	2			54		3	36	80	24					
30	J. DAVID	68'			1		1		18		2	14	93	10	1				
2	HOLM	12'			1			1	10			6	100	3	2				
13	BOGA	6'							4			1	100	1					
14	MILIK	29'			1	1			10			6	85	5					
21	MIRETTI	12'						1	9		1	6	100	5					
GENOA		M	GC	OG	S	AS	CL	LB	FYC	SYC	RC								
16	BIJLOW	96'	2		3			18											
		M	G	OG	A	AT	HW	SC	FS	BP	AS	KP	P	P(%)	PA	R	FYC	SYC	RC
27	MARCANDALLI	96'							36		1	26	89	6	4				
5	ØSTIGÅRD	96'			1			1	76			46	88	2	6				
22	VÁSQUEZ	96'						2	69			51	91	15	7				
77	ELLERTSSON	96'						2	33		1	15	75	10	3				
32	FRENDRUP	84'							40			33	94	5	2	1			
17	MALINOVSKYI	68'			1				36		1	25	92	15	4				
3	MARTÍN	96'			3	1		1	2	42		22	84	7	3				
10	MESSIAS	53'						1	23			9	60	3					
9	VITINHA	96'			3			1	32		1	15	75	9	3				
29	COLOMBO	68'							18			9	75	4					
8	BALDANZI	44'			2	1		1	28			18	94	9	4				
18	EKUBAN	29'							8			2	50	2					
21	EKHATOR	12'							3			1	33						
73	MASINI	29'			2	1		1	14			5	71	2					

Legend

FYC	Yellow Card
OG	Owngoal
BP	Balls Played
SYC	Double Yellow Card
RC	Red Card
G	Goals
GC	Goal Conceded
M	Minutes Played
AS	Assists
FS	Fouls Suffered
A	Attempts
AT	Attempts on target
SC	Scoring Chances
HW	Hit Woodwork
S	Saves
CL	Clearences
LB	Long Ball
P(%)	Passes Completed/Attempted (%)
KP	Key Passes
PA	Balls played forward
P	Passes Completed
R	Gained Possessions

PLAYERS RANKING

Attempts			Attempts on target			Passes Final Third			Scoring Chances		
1	MARTÍN	GEN 3	1	YILDIZ	JUV 2	1	CAMBIASO	JUV 22	1	MCKENNIE	JUV 2
2	K. THURAM	JUV 3	2	MARTÍN	GEN 1	2	YILDIZ	JUV 21	2	MARTÍN	GEN 1
3	VITINHA	GEN 3	3	MILIK	JUV 1	3	CONCEIÇÃO	JUV 17	3	MASINI	GEN 1
4	MCKENNIE	JUV 3	4	BREMER	JUV 1	4	K. THURAM	JUV 15			
5	BREMER	JUV 2	5	MASINI	GEN 1	5	KALULU	JUV 11			
Crosses			Passes Completed			Key Passes			Dribbling		
1	MARTÍN	GEN 5	1	KALULU	JUV 77	1	YILDIZ	JUV 3	1	ELLERTSSON	GEN 2
2	CONCEIÇÃO	JUV 4	2	KELLY	JUV 73	2	CONCEIÇÃO	JUV 2	2	MARTÍN	GEN 1
3	CAMBIASO	JUV 3	3	LOCATELLI	JUV 73	3	J. DAVID	JUV 2	3	MARCANDALLI	GEN 1
4	YILDIZ	JUV 3	4	CAMBIASO	JUV 65	4	K. THURAM	JUV 2	4	CAMBIASO	JUV 1
5	MIRETTI	JUV 2	5	K. THURAM	JUV 63	5	MARCANDALLI	GEN 1	5	CONCEIÇÃO	JUV 1

Torino 06/04/2026 ALLIANZ STADIUM 18:00



JUVENTUS

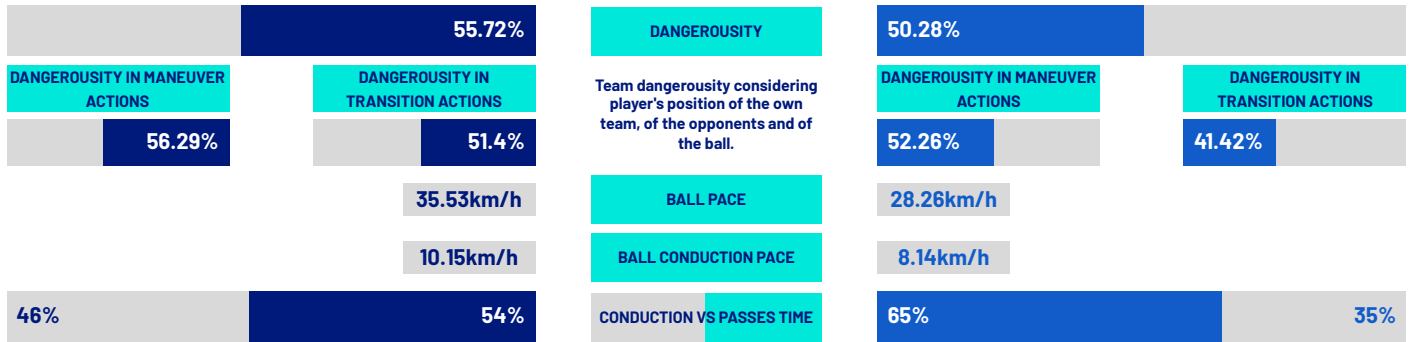
2-0

GENOA



COACH

TEAM INDICATORS



RECORDMEN

PASS GAIN

Number of players overtaken by a vertical pass (only successful passes are considered).

It shows how much a player tends to overcome the opponent's pressure lines.

1	13	JÉRÉMIE BOGA	4	1	3	AARÓN MARTÍN	3.88
2	10	KENAN YILDIZ	3.29	2	16	JUSTIN BIJLOW	3.63
3	5	MANUEL LOCATELLI	2.68	3	29	LORENZO COLOMBO	3.38
4	6	LLOYD KELLY	2.61	4	22	JOHAN VÁSQUEZ	3.16
5	27	ANDREA CAMBIASO	2.46	5	5	LEO ØSTIGÅRD	2.97

PASS RISK

Measures the player's propensity to risk the pass (only successful passes are considered).

1	13	JÉRÉMIE BOGA	45.33%	1	17	RUSLAN MALINOVSKIY	40.75%
2	1	MATTIA PERIN	37.5%	2	3	AARÓN MARTÍN	36.54%
3	10	KENAN YILDIZ	19.54%	3	16	JUSTIN BIJLOW	25.18%
4	5	MANUEL LOCATELLI	18.64%	4	8	TOMMASO BALDANZI	24.94%
5	21	FABIO MIRETTI	18.17%	5	29	LORENZO COLOMBO	23.33%

RECEIVED PRESSURE

How much the player with the ball is pressed by the opposite team.

It depends on the speed, running direction and distance from the opponent who is at a shorter distance.

1	30	JONATHAN DAVID	70.53%	1	18	CALEB EKUBAN	75.51%
2	14	ARKADIUSZ MILIK	67.31%	2	21	JEFF EKHATOR	71.47%
3	19	KHÉPHREN THURAM	62.11%	3	29	LORENZO COLOMBO	69.42%
4	5	MANUEL LOCATELLI	54.08%	4	9	VITINHA	66.62%
5	21	FABIO MIRETTI	53.32%	5	8	TOMMASO BALDANZI	63.82%

PASS AVAILABILITY

Ability of a player to get away from opponents to receive the ball.

It is computed for all the teammates of the player in possession.

1	6	LLOYD KELLY	83.84%	1	22	JOHAN VÁSQUEZ	79.55%
2	3	BREMER	79.97%	2	5	LEO ØSTIGÅRD	78.59%
3	13	JÉRÉMIE BOGA	79.22%	3	3	AARÓN MARTÍN	77.19%
4	15	PIERRE KALULU	78.72%	4	27	ALESSANDRO MARCANDALLI	76.7%
5	27	ANDREA CAMBIASO	77.36%	5	77	MIKAEL ELLERTSSON	72.26%

Torino 06/04/2026 ALLIANZ STADIUM 18:00



JUVENTUS

2-0

GENOA



PLAYERS RANKING (ATHLETICS PERFORMANCE)

Jog - Run - Sprint (km)			
1	WESTON JAMES EARL MCKENNIE	Total	10.968
		8.118	2.664
		0.108	
2	MANUEL LOCATELLI	Total	10.768
		8.501	2.157
		0.042	
3	KHEPHREN THURAM-ULIEN	Total	10.287
		7.945	2.093
		0.170	
4	ANDREA CAMBIASO	Total	10.208
		7.521	2.252
		0.374	
5	PIERRE KAZAYE ROMMEL KALULU KYATENGWA	Total	10.126
		7.811	2.018
		0.242	

Jog - Run - Sprint (km)			
1	MORTEN WETCHE FRENDRUP	Total	11.156
		7.900	3.122
		0.115	
2	VITOR MANUEL CARVALHO DE OLIVEIRA	Total	10.965
		8.381	2.249
		0.282	
3	JOHAN FELIPE VASQUEZ IBARRA	Total	10.955
		8.192	2.568
		0.122	
4	AARON MARTIN CARICOL	Total	10.567
		7.407	2.917
		0.183	
5	LEO SKIRI OSTIGARD	Total	10.227
		8.153	1.828
		0.181	

AVG Speed km/h (run)			
1	DI GREGORIO	JUV	19.791
2	MIRETTI	JUV	19.778
3	J. DAVID	JUV	19.669
4	MILIK	JUV	19.596
5	CAMBIASO	JUV	19.585

AVG Speed km/h (run)			
1	EKUBAN	GEN	19.638
2	MESSIAS	GEN	19.590
3	ELLERTSSON	GEN	19.571
4	VITINHA	GEN	19.558
5	MARCANDALLI	GEN	19.544

AVG Speed km/h (sprint)			
1	BREMER	JUV	28.269
2	YILDIZ	JUV	27.813
3	CAMBIASO	JUV	27.770
4	CONCEIÇÃO	JUV	26.935
5	K. THURAM	JUV	26.614

AVG Speed km/h (sprint)			
1	ELLERTSSON	GEN	27.989
2	VITINHA	GEN	27.717
3	COLOMBO	GEN	27.693
4	MARCANDALLI	GEN	27.603
5	MESSIAS	GEN	27.488

TEAM STATS (ATHLETICS PERFORMANCE)

Distance Covered (km) 108.349

Distance Covered (km) 112.762

Jog - Run - Sprint (km)		
84.199	21.359	1.934

Jog - Run - Sprint (km)		
85.379	24.515	2.205

Fitness data displayed in the report are the ones collected in real time and could be different to the post-processed ones, delivered to the coaching staff

Jog:	0-7 km/h	Run:	7.1-15 km/h	Sprint:	15.1+ km/h	Jog + Run + Sprint:	Distance covered
TOP Sprinter:	Top four players per team						

Torino 06/04/2026 ALLIANZ STADIUM 18:00



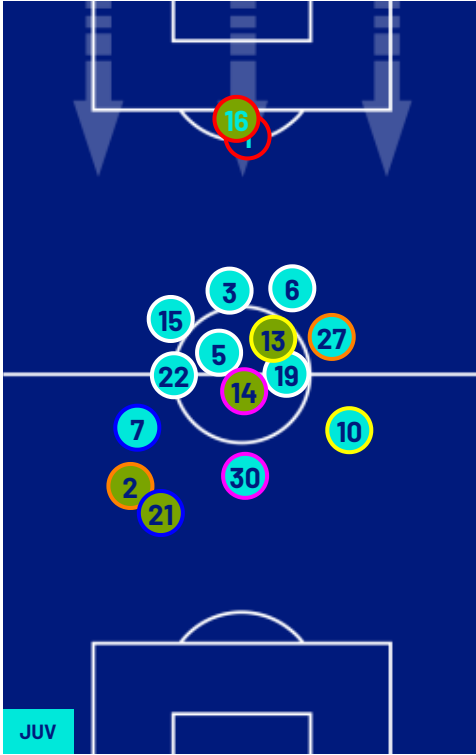
JUVENTUS

2-0

GENOA



PLAYERS AVERAGE POSITIONS



- Legend:
- | | | | | |
|------------------|-------------|--------------|-----------------------------|---|
| 1st Substitution | ● Player In | ○ Player Out | ■ Player In Substitution Of | ● |
| 2nd Substitution | ● Player In | ○ Player Out | ■ Player In Substitution Of | ● |
| 3rd Substitution | ● Player In | ○ Player Out | ■ Player In Substitution Of | ● |
| 4th Substitution | ● Player In | ○ Player Out | ■ Player In Substitution Of | ● |
| 5th Substitution | ● Player In | ○ Player Out | ■ Player In Substitution Of | ● |

Torino 06/04/2026 ALLIANZ STADIUM 18:00



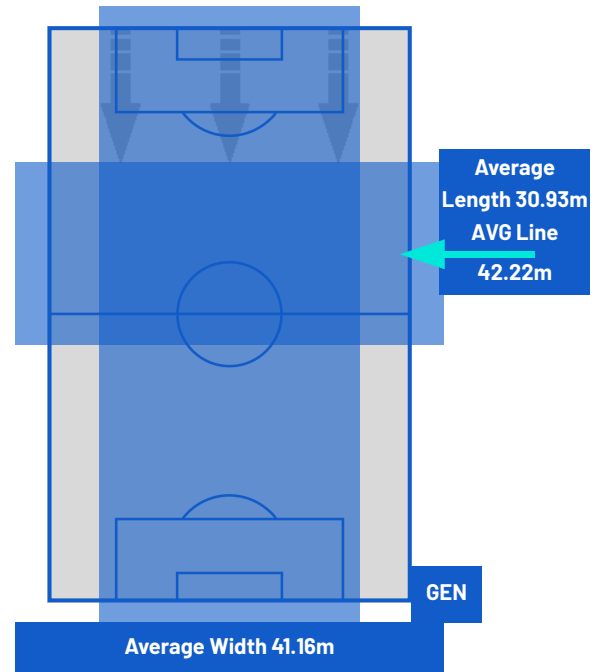
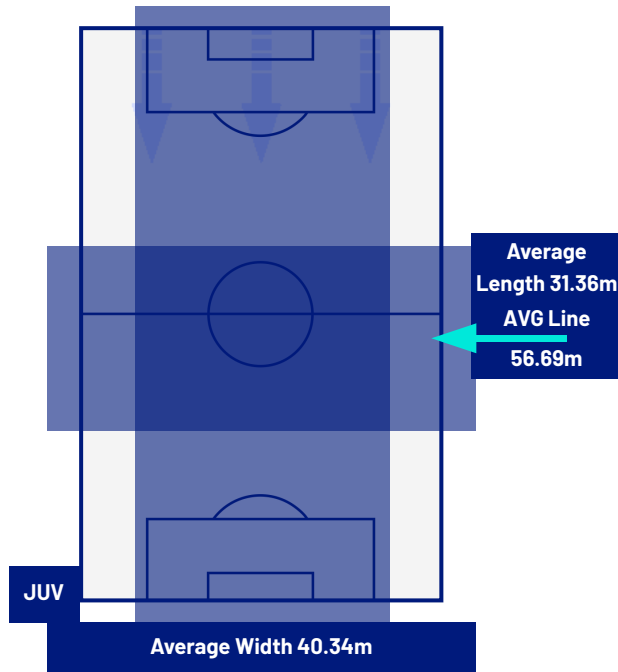
JUVENTUS

2-0

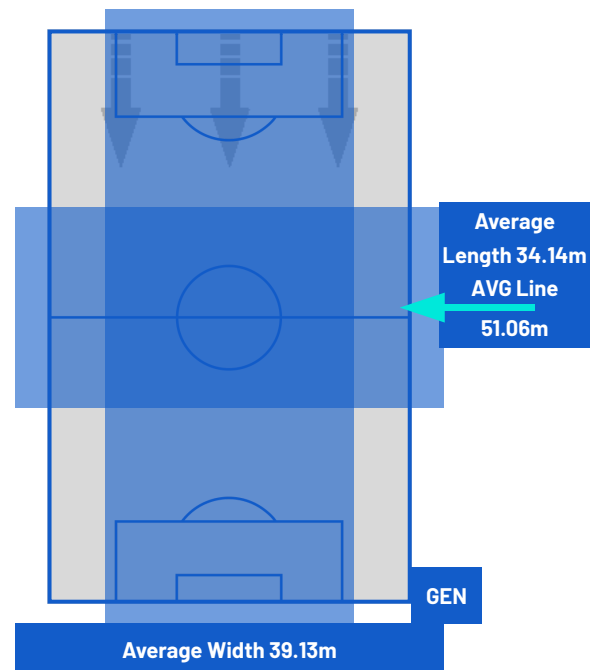
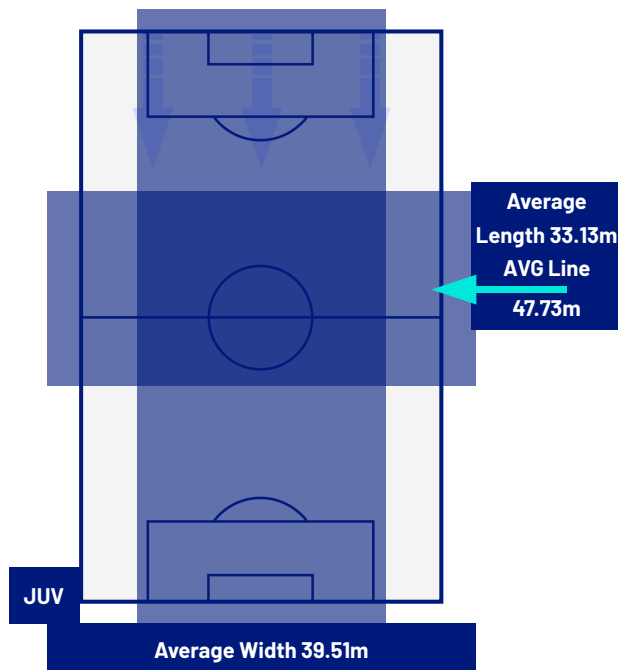
GENOA



TEAM'S DEFENSE POSITION 1ST HALF



TEAM'S DEFENSE POSITION 2ND HALF



Torino 06/04/2026 ALLIANZ STADIUM 18:00



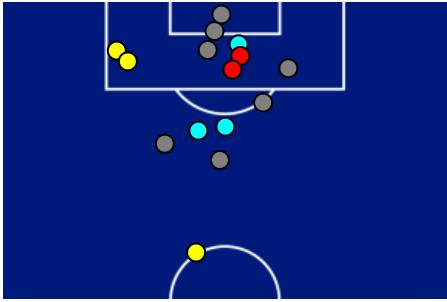
JUVENTUS

2-0

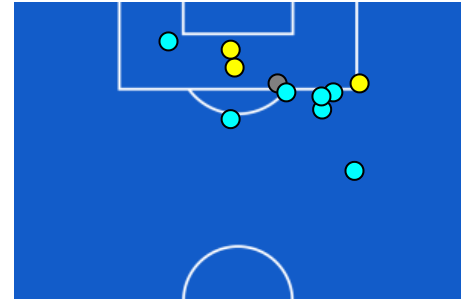
GENOA



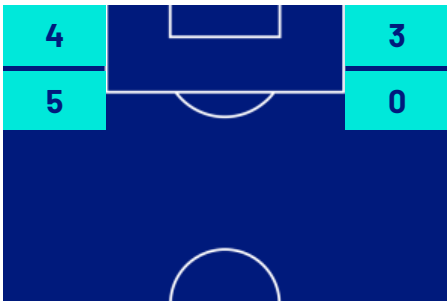
ATTEMPTS MAP



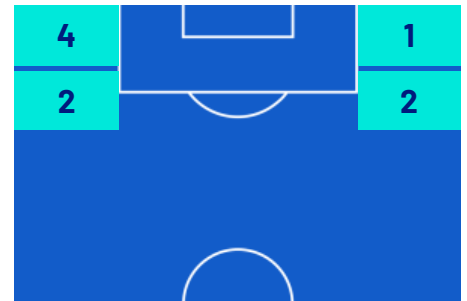
2	Goals	0
5	On target	3
6	Off target	1
3	Blocked	7



OPEN PLAY CROSSES MAP



7	Crosses completed	3
16	Total crosses	16
44	Accuracy (%)	19



814	Total Balls Played	577
229	DEFENSIVE	246
394	MIDFIELD	223
191	ATTACK ZONE	108



Matchday 31
SERIE A CHAMPIONSHIP 2025-2026

MATCH REPORT

Torino 06/04/2026 ALLIANZ STADIUM 18:00



JUVENTUS

2-0

GENOA



KEY PLAYERS

	WESTON JAMES EARL MCKENNIE	22
Position	Midfielder	
Date of birth	28/08/1998	
Nationality	USA	

	LEO SKIRI OSTIGARD	5
Position	Defender	
Date of birth	28/11/1999	
Nationality	NOR	

Jog 75% - Run 24% - Sprint 1%			Km 10.968
8.118	2.664	0.108	

Jog 80% - Run 18% - Sprint 2%			Km 10.227
8.153	1.828	0.181	

Mvp Stats	
Minutes Played	96
Goals	1
Scoring Chances	2
Attempts	3
Attempts on target	1(1)
Assists	0
Balls Played	50
Passes Completed	32
Passes Completed/Attempted (%)	86
Key Passes	1
Gained Possessions	4
Fouls Suffered	0

Mvp Stats	
Minutes Played	96
Goals	0
Scoring Chances	0
Attempts	1
Attempts on target	0(0)
Assists	0
Balls Played	76
Passes Completed	46
Passes Completed/Attempted (%)	88
Key Passes	0
Gained Possessions	6
Fouls Suffered	1

The above statistics are considered final 24 hours after the end of the match.

The disciplinary sanctions are unofficial, as they come from real-time tracking during the match. They will become official following approval by the relevant bodies.

In the case of uncertainty over the identity of a goalscorer, Lega Serie A will confirm this the day after each round of matches is completed.

The official data providers are Kama, Hawk-Eye, Math and Sport.