

# MATCH REPORT



Matchday 32  
SERIE A CHAMPIONSHIP 2025-2026



COMO



INTER

Como 12/04/2026  
GIUSEPPE SINIGAGLIA 20:45

Como 12/04/2026 GIUSEPPE SINIGAGLIA 20:45



COMO

3-4

INTER



## LINE-UPS

### COMO

1	BUTEZ (GK)	
77	VAN DER BREMPT	
34	DIEGO CARLOS	
2	KEMPF	
3	ÁLEX VALLE	
8	SERGI ROBERTO	
23	PERRONE	
38	DIAO	
10	NICO PAZ	
20	BATURINA	
11	DOUVIKAS	



### Bench

21	TÖRNQVIST (GK)	
22	VIGORITO (GK)	
44	ČAVLINA (GK)	
5	GOLDANIGA	
6	CAQUERET	
7	MORATA	
14	RAMÓN	
17	JESÚS RODRÍGUEZ	
18	ALBERTO MORENO	
19	KÜHN	
28	SMOLČIĆ	
31	VOJVODA	
33	DA CUNHA	
56	DE PAOLI	

Head Coach: FRANCESC FÀBREGAS SOLER

Referee: DAVIDE MASSA  
Assistant referee: FILIPPO MELI  
Assistant referee: STEFANO ALASSIO

### INTER

(GK) SOMMER	1
AKANJI	25
ACERBI	15
BASTONI	95
DUMFRIES	2
BARELLA	23
ÇALHANOĞLU	20
ZIELIŃSKI	7
DIMARCO	32
M. THURAM	9
P. ESPOSITO	94



### Bench

(GK) DI GENNARO	12
(GK) J. MARTÍNEZ	13
DE VRIJ	6
SUČIĆ	8
L. MARTÍNEZ	10
LUIS HENRIQUE	11
BONNY	14
FRATTESI	16
DIOUF	17
MKHITARYAN	22
CARLOS AUGUSTO	30
DARMIAN	36
MOSCONI	48

Head Coach: CRISTIAN EUGEN CHIVU

Fourth official: GIOVANNI AYROLDI  
V.A.R.: GIANLUCA AURELIANO  
A.V.A.R.: LORENZO MAGGIONI





Matchday 32  
SERIE A CHAMPIONSHIP 2025-2026

# MATCH REPORT

Como 12/04/2026 GIUSEPPE SINIGAGLIA 20:45



COMO

3-4

INTER



## MATCH EVENTS

COMO

INTER

3

4

LUCAS DA CUNHA 89'  
JACOBO RAMÓN 90+1'



83' CARLOS AUGUSTO  
87' ANGE-YOAN BONNY

90+1' MANUEL AKANJI

Legend:





Matchday 32  
SERIE A CHAMPIONSHIP 2025-2026

# MATCH REPORT

Como 12/04/2026 GIUSEPPE SINIGAGLIA 20:45



COMO

3-4

INTER



## GAME TIME



Effective  
played time:  
55%

1st Half - 2nd Half  
28'13" - 24'38"



## BALL POSSESSION

COMO

INTER

### QUARTERS BALL POSSESSION

1H	0'-15'	2H	46'-60'
56.06%	43.94%	60.14%	39.86%
58.29%	41.71%	70.14%	29.86%
43.2%	56.8%	77.5%	22.5%

## TEAM STATS

	COM	INT
Attempts	24	8
Attempts on target	8	5
Attempts on target from penalty box	16	6
Post		1
Bar	1	
Attempts off target	8	1
Blocked Shots	7	2
Scoring Chances	5	2
Key Passes	15	5
Assists	1	2
Fouls Committed	12	17
Corners	1	1
Offsides	2	4
Cross Completed/Total	7/23	3/8
Dribbling	18	7
Passes Completed	458	276
Passes Completed/Attempted (%)	89	80
Passes Final Third	137	38
Balls played forward	247	73
Long Passes	63	25
Saves	1	5
Gained Possessions	38	35

Como 12/04/2026 GIUSEPPE SINIGAGLIA 20:45



COMO

3-4

INTER



## PLAYER STATS

COMO											INTER																											
	M	GC	OG	S	AS	CL	LB	FYC	SYC	RC		M	GC	OG	S	AS	CL	LB	FYC	SYC	RC																	
1 BUTEZ	97'	4		1	1		15				1 SOMMER	97'	3		5			20																				
77 VAN DER BREMPT	69'							3	53	1	40	86	19	2							25 AKANJI	97'							50		40	88	7	3	1			
34 DIEGO CARLOS	47'								36		29	96	5	5							15 ACERBI	97'							2	61	47	97	6	5	1			
2 KEMPF	97'			2				1	76		48	87	18	8							95 BASTONI	47'							35		23	85	4	3				
3 ÁLEX VALLE	81'	1		1	1		1		43	1	26	81	15	3	1						2 DUMFRIES	97'	2		3	2	1	1	2	36	14	77	8	4				
8 SERGI ROBERTO	47'								28	1	21	87	16	2							23 BARELLA	79'							1	47	1	1	27	77	8	4		
23 PERRONE	97'			1	1				67		59	92	31	4							20 ÇALHANOĞLU	97'			1				56	1	1	33	86	11	7	1		
38 DIAO	81'			3				2	43		20	95	19	1	1						7 ZIELIŃSKI	58'							1	31	21	84	9	1	1			
10 NICO PAZ	97'	1		6	3			2	51	2	29	82	19								32 DIMARCO	58'							2	22	1	11	64	6	1			
20 BATURINA	97'			4	1			4	64	3	45	88	38	2							9 M. THURAM	97'	2		3	2			3	26	1	9	75	4	1			
11 DOUVIKAS	97'			2				3	16		11	100	7								94 P. ESPOSITO	58'							10		4	80	2					
7 MORATA	17'							1	11	1	4	66	3	1							8 SUČIĆ	40'							1	8	1	4	80	2		1		
14 RAMÓN	51'			2	1	1	2		41		30	93	12	1	1						11 LUIS HENRIQUE	40'			1	1		1		11	3	60	1	2				
18 ALBERTO MORENO	17'			2			1		18	1	9	100	5	2							14 BONNY	40'								8	4	66	3		1			
28 SMOLČIĆ	29'								22		13	86	10	1							22 MKHITARYAN	19'								4	2	66	2					
33 DA CUNHA	51'	1		1	1		1		48	4	42	100	30	3							30 CARLOS AUGUSTO	51'								17	4	50		3	1			

## Legend

FYC	Yellow Card
OG	Owngoal
BP	Balls Played
SYC	Double Yellow Card
RC	Red Card
G	Goals
GC	Goal Conceded
M	Minutes Played
AS	Assists
FS	Fouls Suffered
A	Attempts
AT	Attempts on target
SC	Scoring Chances
HW	Hit Woodwork
S	Saves
CL	Clearences
LB	Long Ball
P(%)	Passes Completed/Attempted (%)
KP	Key Passes
PA	Balls played forward
P	Passes Completed
R	Gained Possessions

## PLAYERS RANKING

Attempts		Attempts on target		Passes Final Third		Scoring Chances	
1	NICO PAZ COM 6	1	NICO PAZ COM 3	1	BATURINA COM 30	1	RAMÓN COM 2
2	BATURINA COM 4	2	DUMFRIES INT 2	2	NICO PAZ COM 16	2	ALBERTO MORENO COM 1
3	DIAO COM 3	3	M. THURAM INT 2	3	DA CUNHA COM 15	3	DUMFRIES INT 1
4	DUMFRIES INT 3	4	RAMÓN COM 1	4	DIAO COM 13	4	DA CUNHA COM 1
5	M. THURAM INT 3	5	DA CUNHA COM 1	5	PERRONE COM 11	5	LUIS HENRIQUE INT 1

Crosses		Passes Completed		Key Passes		Dribbling	
1	ALBERTO MORENO COM 5	1	PERRONE COM 59	1	DA CUNHA COM 4	1	DIAO COM 6
2	DIAO COM 5	2	KEMPF COM 48	2	BATURINA COM 3	2	BATURINA COM 4
3	DUMFRIES INT 3	3	ACERBI INT 47	3	NICO PAZ COM 2	3	VAN DER BREMPT COM 2
4	SMOLČIĆ COM 3	4	BATURINA COM 45	4	ALBERTO MORENO COM 1	4	NICO PAZ COM 2
5	DA CUNHA COM 3	5	DA CUNHA COM 42	5	DIMARCO INT 1	5	BARELLA INT 2

Como 12/04/2026 GIUSEPPE SINIGAGLIA 20:45



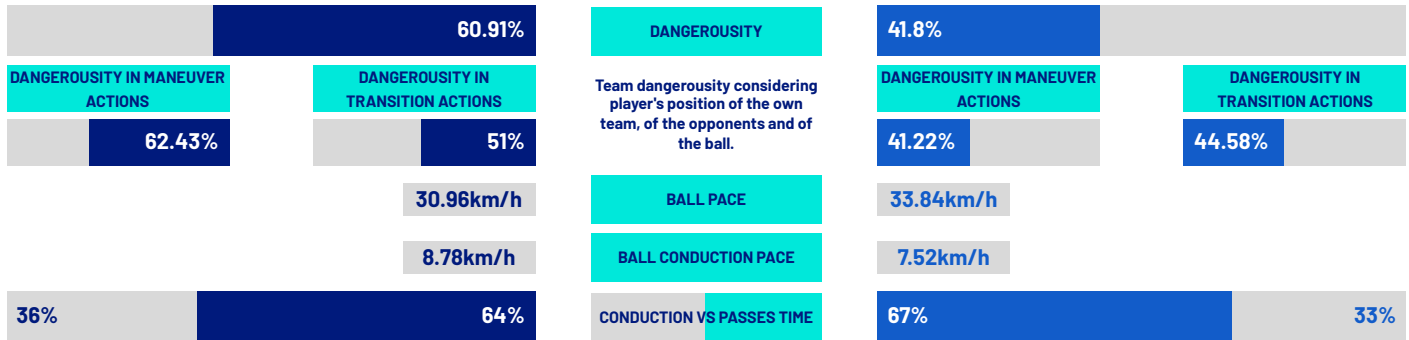
COMO

3-4

INTER



## TEAM INDICATORS



## RECORDMEN

### PASS GAIN

Number of players overtaken by a vertical pass (only successful passes are considered).

It shows how much a player tends to overcome the opponent's pressure lines.

1	8	SERGI ROBERTO	3.3	1	30	CARLOS AUGUSTO	3.5
2	38	ASSANE DIAO	3.11	2	2	DENZEL DUMFRIES	3.29
3	7	ÁLVARO MORATA	3	3	8	PETAR SUČIĆ	3
4	28	IVAN SMOLČIĆ	2.92	4	7	PIOTR ZIELIŃSKI	2.92
5	77	IGNACE VAN DER BREMPT	2.81	5	95	ALESSANDRO BASTONI	2.67

### PASS RISK

Measures the player's propensity to risk the pass (only successful passes are considered).

1	7	ÁLVARO MORATA	30%	1	8	PETAR SUČIĆ	51.67%
2	18	ALBERTO MORENO	27.2%	2	14	ANGE-YOAN BONNY	50.75%
3	3	ÁLEX VALLE	26.41%	3	20	HAKAN ÇALHANOĞLU	29.81%
4	28	IVAN SMOLČIĆ	25.31%	4	23	NICOLÒ BARELLA	23.92%
5	33	LUCAS DA CUNHA	24.11%	5	32	FEDERICO DIMARCO	21.43%

### RECEIVED PRESSURE

How much the player with the ball is pressed by the opposite team.

It depends on the speed, running direction and distance from the opponent who is at a shorter distance.

1	7	ÁLVARO MORATA	87.59%	1	22	HENRIKH MKHITARYAN	73.01%
2	11	TASOS DOUVIKAS	76.25%	2	94	FRANCESCO PIO ESPOSITO	68.5%
3	10	NICO PAZ	66.02%	3	9	MARCUS THURAM	67.15%
4	20	MARTIN BATURINA	61.97%	4	14	ANGE-YOAN BONNY	65.55%
5	23	MÁXIMO PERRONE	53.71%	5	8	PETAR SUČIĆ	61.98%

### PASS AVAILABILITY

Ability of a player to get away from opponents to receive the ball.

It is computed for all the teammates of the player in possession.

1	77	IGNACE VAN DER BREMPT	80.29%	1	95	ALESSANDRO BASTONI	78.91%
2	18	ALBERTO MORENO	78.9%	2	25	MANUEL AKANJI	74.82%
3	33	LUCAS DA CUNHA	78.51%	3	20	HAKAN ÇALHANOĞLU	71.98%
4	38	ASSANE DIAO	76.8%	4	15	FRANCESCO ACERBI	71.55%
5	2	MARC-OLIVER KEMPF	76.54%	5	32	FEDERICO DIMARCO	70.44%

Como 12/04/2026 GIUSEPPE SINIGAGLIA 20:45



COMO

3-4

INTER



## PLAYERS RANKING (ATHLETICS PERFORMANCE)

Jog - Run - Sprint (km)			
1	MAXIMO PERRONE RODRIGUEZ	Total 10.376	
	8.365	1.753	0.214
2	MARTIN BATURINA	Total 10.017	
	7.678	2.139	0.151
3	NICOLAS PAZ MARTINEZ	Total 9.240	
	7.154	1.733	0.271
4	MARC-OLIVER KEMPF	Total 9.121	
	7.322	1.598	0.153
5	ANASTASIOS DOUVIKAS	Total 9.090	
	7.202	1.546	0.266

Jog - Run - Sprint (km)			
1	HAKAN CALHANOGLU	Total 10.491	
	7.870	2.425	0.109
2	NICOLÒ BARELLA	Total 9.837	
	7.146	2.472	0.181
3	DENZEL JUSTUS MORRIS DUMFRIES	Total 9.719	
	7.377	2.089	0.184
4	FRANCESCO ACERBI	Total 9.545	
	7.772	1.570	0.115
5	MANUEL AKANJI	Total 9.237	
	7.425	1.580	0.133

AVG Speed km/h (run)			
1	MORATA	COM	19.846
2	SMOLČIĆ	COM	19.721
3	DOUVIKAS	COM	19.646
4	SERGI ROBERTO	COM	19.641
5	RAMÓN	COM	19.636

AVG Speed km/h (run)			
1	DIMARCO	INT	19.671
2	M. THURAM	INT	19.618
3	LUIS HENRIQUE	INT	19.567
4	CARLOS AUGUSTO	INT	19.564
5	P. ESPOSITO	INT	19.542

AVG Speed km/h (sprint)			
1	NICO PAZ	COM	28.416
2	SMOLČIĆ	COM	28.110
3	DOUVIKAS	COM	27.835
4	DIAO	COM	27.811
5	DA CUNHA	COM	27.804

AVG Speed km/h (sprint)			
1	ZIELIŃSKI	INT	27.917
2	M. THURAM	INT	27.509
3	DIMARCO	INT	27.373
4	DUMFRIES	INT	27.357
5	BASTONI	INT	27.284

## TEAM STATS (ATHLETICS PERFORMANCE)

Distance Covered (km) 101.788

Distance Covered (km) 105.369

Jog - Run - Sprint (km)		
79.224	19.678	2.162

Jog - Run - Sprint (km)		
81.374	21.170	1.907

Fitness data displayed in the report are the ones collected in real time and could be different to the post-processed ones, delivered to the coaching staff

Jog:	0-7 km/h	Run:	7.1-15 km/h	Sprint:	15.1+ km/h	Jog + Run + Sprint:	Distance covered
TOP Sprinter:	Top four players per team						

Como 12/04/2026 GIUSEPPE SINIGAGLIA 20:45



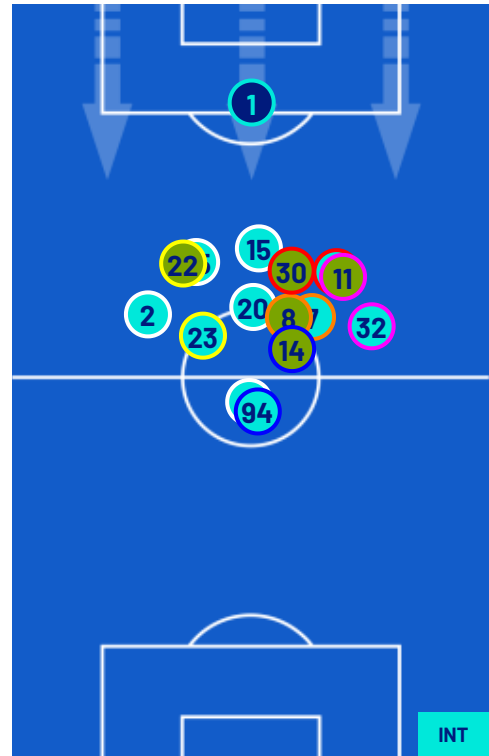
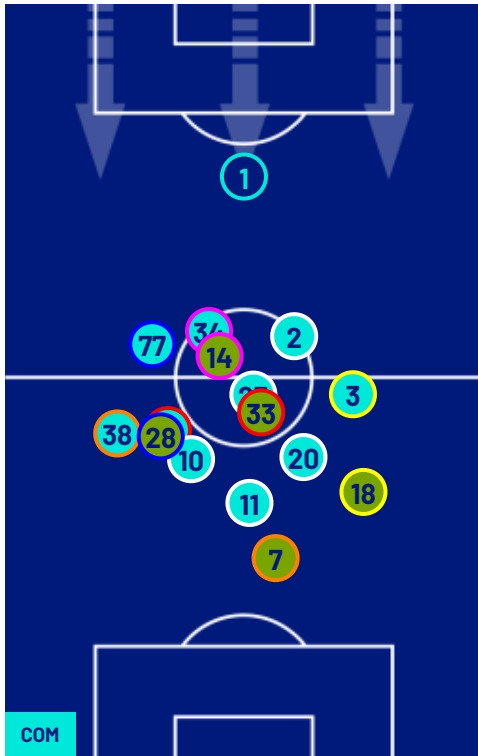
COMO

3-4

INTER



## PLAYERS AVERAGE POSITIONS



- Legend:
- |                  |             |              |                             |   |
|------------------|-------------|--------------|-----------------------------|---|
| 1st Substitution | ● Player In | ○ Player Out | ■ Player In Substitution Of | ● |
| 2nd Substitution | ● Player In | ○ Player Out | ■ Player In Substitution Of | ● |
| 3rd Substitution | ● Player In | ○ Player Out | ■ Player In Substitution Of | ● |
| 4th Substitution | ● Player In | ○ Player Out | ■ Player In Substitution Of | ● |
| 5th Substitution | ● Player In | ○ Player Out | ■ Player In Substitution Of | ● |

Como 12/04/2026 GIUSEPPE SINIGAGLIA 20:45



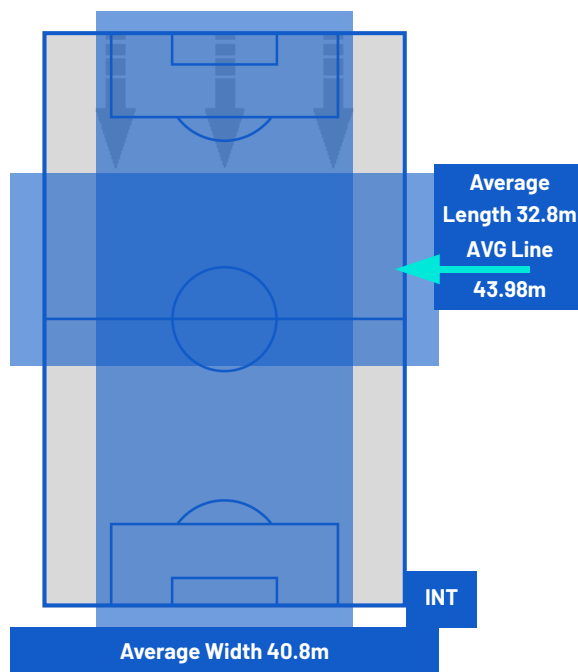
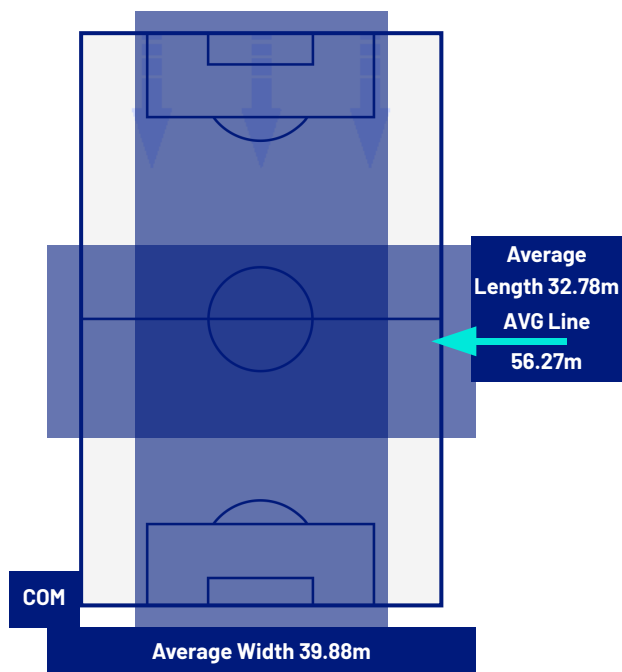
COMO

3-4

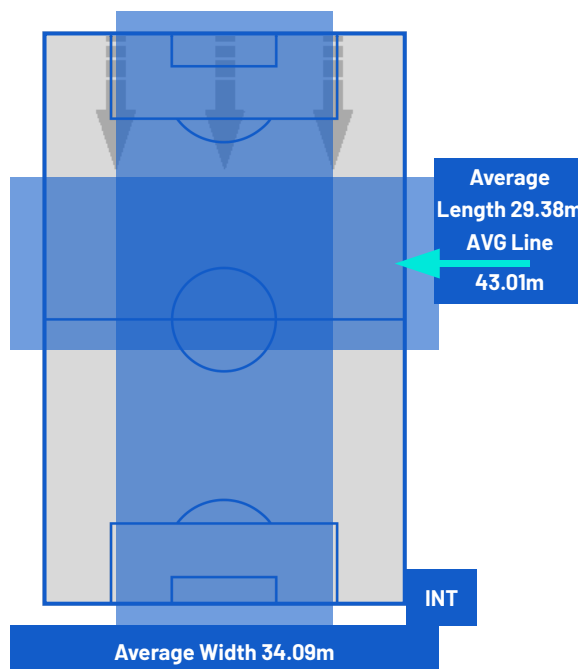
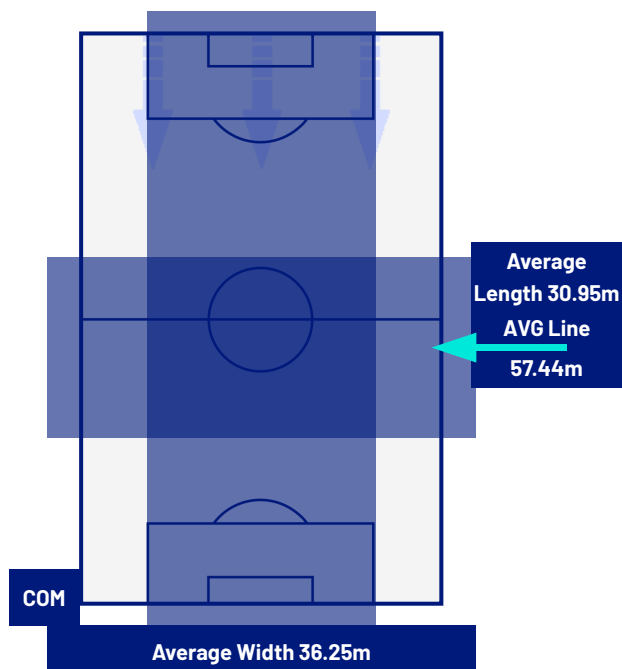
INTER



## TEAM'S DEFENSE POSITION 1ST HALF



## TEAM'S DEFENSE POSITION 2ND HALF



Como 12/04/2026 GIUSEPPE SINIGAGLIA 20:45



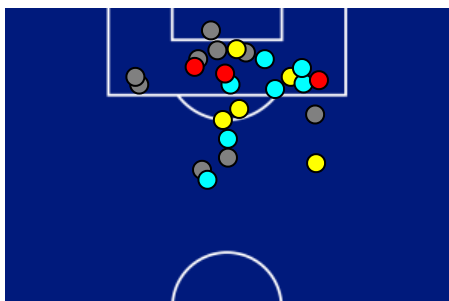
COMO

3-4

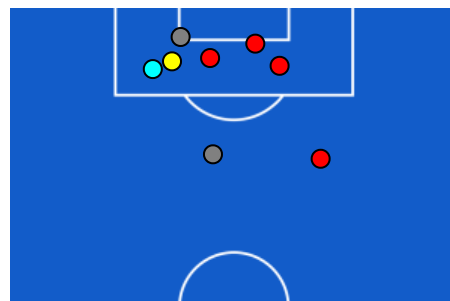
INTER



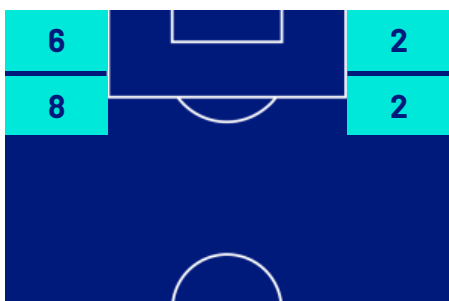
## ATTEMPTS MAP



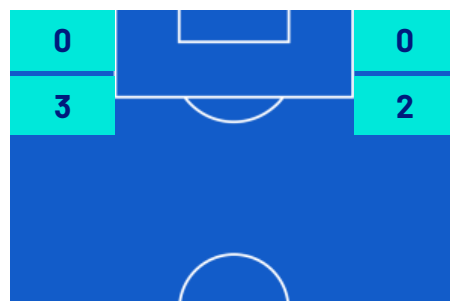
3	Goals	4
8	On target	5
8	Off target	1
7	Blocked	2



## OPEN PLAY CROSSES MAP



7	Crosses completed	3
23	Total crosses	8
30	Accuracy (%)	38



730	Total Balls Played	558
167	DEFENSIVE	283
311	MIDFIELD	194
252	ATTACK ZONE	81

Como 12/04/2026 GIUSEPPE SINIGAGLIA 20:45




COMO

3-4

INTER



## KEY PLAYERS

 <b>NICOLAS PAZ MARTINEZ</b>	10
Position	Midfielder
Date of birth	08/09/2004
Nationality	ARG

Jog 78% - Run 19% - Sprint 3% Km 9.240

7.154	1.733	0.271
-------	-------	-------

### Mvp Stats

Minutes Played	97
Goals	1
Scoring Chances	0
Attempts	6
Attempts on target	3 (1)
Assists	0
Balls Played	51
Passes Completed	29
Passes Completed/Attempted (%)	82
Key Passes	2
Gained Possessions	0
Fouls Suffered	2

 <b>MARCUS LILIAN THURAM ULIEN</b>	9
Position	Forward
Date of birth	06/08/1997
Nationality	FRA

Jog 78% - Run 18% - Sprint 4% Km 9.187

7.081	1.682	0.344
-------	-------	-------

### Mvp Stats

Minutes Played	97
Goals	2
Scoring Chances	0
Attempts	3
Attempts on target	2 (2)
Assists	0
Balls Played	26
Passes Completed	9
Passes Completed/Attempted (%)	75
Key Passes	1
Gained Possessions	1
Fouls Suffered	3

The above statistics are considered final 24 hours after the end of the match.

The disciplinary sanctions are unofficial, as they come from real-time tracking during the match. They will become official following approval by the relevant bodies.

In the case of uncertainty over the identity of a goalscorer, Lega Serie A will confirm this the day after each round of matches is completed.

The official data providers are Kama, Hawk-Eye, Math and Sport.