MATCH REPORT

Matchday 11
SERIE A CHAMPIONSHIP 2026-2027

ROMA

SASSUOLO

Roma 07/11/2026
OLIMPICO 20:45

MATCH REPORT

Roma 07/11/2026 OLIMPICO 20:45

ROMA	3-0	SASSUOLO

LINE-UPS

ROMA		SASSUOLO	
32	D. VÁSQUEZ (GK)	(GK) MURIĆ	49
26	BALERDI	WALUKIEWICZ	6
5	NDICKA	IDZES	21
22	HERMOSO	ĆALETA-CAR	15
20	MOLINA	CINQUEGRANO	46
4	CRISTANTE	I. SULEMANA	55
17	M. KONÉ	MATIĆ	18
43	WESLEY	THORSTVEDT	42
18	SOULÉ	DOIG	3
86	RODRIGO MORA	S. ESPOSITO	94
14	MALEN	LAURIENTÉ	45

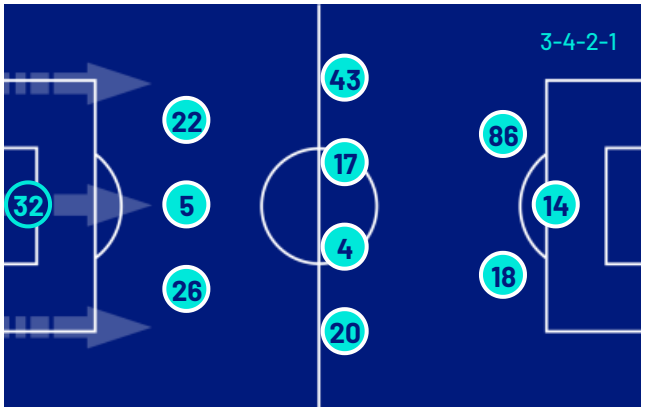

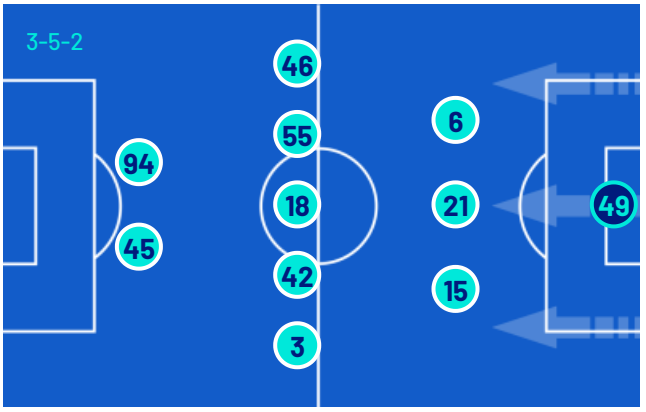

Bench		Bench	
12	KILVINGER (GK)	(GK) SATALINO	12
70	DE MARZI (GK)	(GK) TURATI	80
3	KOULIERAKIS	CANDÉ	5
9	CASTRO	GHION	8
15	DE ROON	BOWIE	9
61	PISILLI	ADŽIĆ	17
64	MACCARONI	SKJELLERUP	19
68	ARENA	VAN DER BREMPT	20
77	LULLI	DOMÍNGUEZ	25
87	GHILARDI	ODENTHAL	26
		OBRADOR	33
		LIPANI	35
		BAKOLA	50
		PIERAGNOLO	70
		PIERINI	77

Head Coach: GIAN PIERO GASPERINI

Head Coach: ALBERTO AQUILANI

Referee:	MARCO DI BELLO	Fourth official:	ROSARIO ABISSO
Assistent referee:	GIORGIO PERETTI	V.A.R.:	IVANO PEZZUTO
Assistent referee:	MARCO SCATRAGLI	A.V.A.R.:	MARCO GUIDA

MATCH REPORT

Roma 07/11/2026 OLIMPICO 20:45

ROMA	3-0	SASSUOLO

MATCH EVENTS

ROM

1H 0' | 45+1' | 2H 46' | 90+3'

SAS

ROMA		SASSUOLO
3		0
MARIO HERMOSO 27'		
SEBASTIAN WALUKIEWICZ 30'		
	45'	KIERON BOWIE | NEMANJA MATIĆ
	45'	IGNACE VAN DER BREMPT | SIMONE CINQUEGRANO
RODRIGO MORA 58'		
(DONYELL MALEN) 58'		
MARTEN DE ROON | MANU KONÉ 66'		
NICCOLÒ PISILLI | RODRIGO MORA 66'		
	69'	VASILIJE ADŽIĆ | SEBASTIANO ESPOSITO
	69'	LUCA LIPANI | KRISTIAN THORSTVEDT
SANTIAGO CASTRO | DONYELL MALEN 77'		
KONSTANTINOS KOULIERAKIS | MARIO HERMOSO 77'		
DANIELE GHILARDI | LEONARDO BALERDI 85'		
	90'	FALI CANDÉ | DUJE ĆALETA-CAR

Legend:

Goals · Penalty · Yellow Card · Red Card · Double Yellow Card
Owngoal · Assist · Substitution

MATCH REPORT

Roma 07/11/2026 OLIMPICO 20:45

ROMA	3-0	SASSUOLO

GAME TIME

93'58''

Effective played time: 70%

65'28''

1st Half - 2nd Half
32'09'' - 33'19''

BALL POSSESSION

ROMA SASSUOLO

QUARTERS BALL POSSESSION

1H	0'-15'	2H	46'-60'
71.64%	28.36%	60.09%	39.91%
	16'-30'		61'-75'
65.98%	34.02%	38.19%	61.81%
	31'-45'		76'-93'
71.16%	28.84%	78.57%	21.43%

TEAM STATS

	ROM	SAS
Attempts	25	6
Attempts on target	10	1
Attempts on target from penalty box	22	3
Post		
Bar		
Attempts off target	5	4
Blocked Shots	9	1
Scoring Chances	3	
Key Passes	21	4
Assists	1	
Fouls Committed	8	13
Corners	12	1
Offsides	1	1
Cross Completed/Total	6/21	1/3
Dribblings	8	3
Passes Completed	674	347
Passes Completed/Attempted (%)	90	81
Passes Final Third	209	41
Balls played forward	432	96
Long Passes	58	25
Saves	1	6
Gained Possessions	54	43

MATCH REPORT

Roma 07/11/2026 OLIMPICO 20:45

ROMA 3-0 SASSUOLO

PLAYER STATS

ROMA		M	GC	OG	S	AS	CL	LB	FYC	SYC	RC
32	D. VÁSQUEZ	94'			1			10			

		M	G	OG	A	AT	HW	SC	FS	BP	AS	KP	P	P(%)	PA	R	FYC	SYC	RC
26	BALERDI	86'			3	2			1	66			49	96	23	8			
5	NDICKA	94'							2	103		2	87	98	32	8			
22	HERMOSO	78'	1		2	1			2	83		1	62	92	33	8			
20	MOLINA	94'			1			1		86		3	68	89	50	4			
4	CRISTANTE	94'			4	1				122		2	90	90	54	3			
17	M. KONÉ	67'			2				1	67		1	58	98	47	3			
43	WESLEY	94'							2	80		2	55	87	41	5			
18	SOULÉ	94'			2	1			1	85		3	66	90	52	4			
86	RODRIGO MORA	67'	1		4	1				51		1	30	73	25	3			
14	MALEN	78'			5	3		2		34	1	3	22	88	21	1			
3	KOULIERAKIS	17'								18		1	15	88	10	3			
9	CASTRO	17'							1	5			2	50	2				
15	DE ROON	28'							2	34			29	100	22	3			
61	PISILLI	28'			2	1				28		1	20	90	16				
87	GHILARDI	9'								8		1	5	83	4				

SASSUOLO		M	GC	OG	S	AS	CL	LB	FYC	SYC	RC
49	MURIĆ	94'	3		6		1	25			

		M	G	OG	A	AT	HW	SC	FS	BP	AS	KP	P	P(%)	PA	R	FYC	SYC	RC
6	WALUKIEWICZ	94'		1	1					47			31	86	14	7			
21	IDZES	94'			2					48		1	19	86	3	6			
15	ĆALETA-CAR	91'								72		1	47	88	3	3			
46	CINQUEGRANO	46'								14			5	71	3	1			
55	I. SULEMANA	94'			1					47			33	94	6	1			
18	MATIĆ	46'			1	1				36			25	86	9	5			
42	THORSTVEDT	70'								52		1	35	83	14	3			
3	DOIG	94'								56			39	84	9	4			
94	S. ESPOSITO	70'							2	41			21	61	13	3			
45	LAURIENTÉ	94'							3	30			19	73	10	4			
5	CANDÉ	4'																	
9	BOWIE	48'			1				2	17			9	75	2				
17	ADŽIĆ	25'								11			8	88	2	1			
20	VAN DER BREMPT	48'								24			13	86	7	4			
35	LIPANI	25'								16		1	12	92	1	1			

Legend

FYC	Yellow Card
OG	Owngoal
BP	Balls Played
SYC	Double Yellow Card
RC	Red Card
G	Goals
GC	Goal Conceded
M	Minutes Played
AS	Assists
FS	Fouls Suffered
A	Attempts
AT	Attempts on target
SC	Scoring Chances
HW	Posts
S	Saves
CL	Clearences
LB	Long Ball
P(%)	Passes Completed/Attempted (%)
KP	Key Passes
PA	Balls played forward
P	Passes Completed
R	Gained Possessions

PLAYERS RANKING

Attempts				Attempts on target			
1	MALEN	ROM	5	1	MALEN	ROM	3
2	CRISTANTE	ROM	4	2	BALERDI	ROM	2
3	RODRIGO MORA	ROM	4	3	CRISTANTE	ROM	1
4	BALERDI	ROM	3	4	HERMOSO	ROM	1
5	IDZES	SAS	2	5	SOULÉ	ROM	1

Passes Final Third				Scoring Chances			
1	SOULÉ	ROM	37	1	MALEN	ROM	2
2	WESLEY	ROM	27	2	MOLINA	ROM	1
3	MOLINA	ROM	24				
4	RODRIGO MORA	ROM	21				
5	MALEN	ROM	17				

Crosses				Passes Completed			
1	SOULÉ	ROM	5	1	CRISTANTE	ROM	90
2	RODRIGO MORA	ROM	4	2	NDICKA	ROM	87
3	WESLEY	ROM	4	3	MOLINA	ROM	68
4	MOLINA	ROM	3	4	SOULÉ	ROM	66
5	PISILLI	ROM	2	5	HERMOSO	ROM	62

Key Passes				Dribblings			
1	MALEN	ROM	3	1	IDZES	SAS	2
2	SOULÉ	ROM	3	2	M. KONÉ	ROM	2
3	MOLINA	ROM	3	3	SOULÉ	ROM	2
4	CRISTANTE	ROM	2	4	CRISTANTE	ROM	1
5	NDICKA	ROM	2	5	GHILARDI	ROM	1

Roma 07/11/2026 OLIMPICO 20:45

ROMA 3-0 SASSUOLO

COACH

TEAM INDICATORS

ROMA		SASSUOLO
63.82%	DANGEROUSITY	47.27%
DANGEROUSITY IN MANEUVER ACTIONS: 64.65%		DANGEROUSITY IN MANEUVER ACTIONS: 48.4%
DANGEROUSITY IN TRANSITION ACTIONS: 56.1%	Team dangerousity considering player's position of the own team, of the opponents and of the ball.	DANGEROUSITY IN TRANSITION ACTIONS: 43.67%
29.59km/h	BALL PACE	34.85km/h
10.76km/h	BALL CONDUCTION PACE	10.62km/h
43% 57%	CONDUCTION VS PASSES TIME	57% 43%

RECORDMEN

PASS GAIN

Number of players overtaken by a vertical pass (only successful passes are considered).
It shows how much a player tends to overcome the opponent's pressure lines.

		ROMA				SASSUOLO	
1	9	SANTIAGO CASTRO	3	1	49	ARIJANET MURIĆ	3.8
2	14	DONYELL MALEN	2.72	2	17	VASILIJE ADŽIĆ	3.25
3	3	KONSTANTINOS KOULIERAKIS	2.62	3	35	LUCA LIPANI	3
4	4	BRYAN CRISTANTE	2.6	4	3	JOSH DOIG	2.61
5	15	MARTEN DE ROON	2.57	5	20	IGNACE VAN DER BREMPT	2.55

PASS RISK

Measures the player's propensity to risk the pass (only successful passes are considered).

		ROMA				SASSUOLO	
1	87	DANIELE GHILARDI	33.5%	1	42	KRISTIAN THORSTVEDT	32.17%
2	26	LEONARDO BALERDI	21.69%	2	18	NEMANJA MATIĆ	29%
3	14	DONYELL MALEN	20.35%	3	49	ARIJANET MURIĆ	28.23%
4	18	MATÍAS SOULÉ	19.69%	4	20	IGNACE VAN DER BREMPT	25.33%
5	61	NICCOLÒ PISILLI	19.47%	5	55	IBRAHIM SULEMANA	22.88%

RECEIVED PRESSURE

How much the player with the ball is pressed by the opposite team.
It depends on the speed, running direction and distance from the opponent who is at a shorter distance.

		ROMA				SASSUOLO	
1	9	SANTIAGO CASTRO	81.03%	1	9	KIERON BOWIE	66.1%
2	14	DONYELL MALEN	72.6%	2	42	KRISTIAN THORSTVEDT	63.65%
3	86	RODRIGO MORA	63.31%	3	35	LUCA LIPANI	63.25%
4	18	MATÍAS SOULÉ	60.34%	4	94	SEBASTIANO ESPOSITO	62.64%
5	17	MANU KONÉ	55.81%	5	18	NEMANJA MATIĆ	61.07%

PASS AVAILABILITY

Ability of a player to get away from opponents to receive the ball.
It is computed for all the teammates of the player in possession.

		ROMA				SASSUOLO	
1	3	KONSTANTINOS KOULIERAKIS	82.02%	1	5	FALI CANDÉ	91.75%
2	5	EVAN NDICKA	81.34%	2	15	DUJE ĆALETA-CAR	81.87%
3	20	NAHUEL MOLINA	80.76%	3	3	JOSH DOIG	80.44%
4	26	LEONARDO BALERDI	79.88%	4	6	SEBASTIAN WALUKIEWICZ	80.36%
5	15	MARTEN DE ROON	78.18%	5	20	IGNACE VAN DER BREMPT	76.47%

MATCH REPORT

Roma 07/11/2026 OLIMPICO 20:45

ROMA	3-0	SASSUOLO

PLAYERS RANKING (ATHLETICS PERFORMANCE)

Jog - Run - Sprint (km)				
1	BRYAN CRISTANTE	9.375	2.283	0.048	Total 11.733
2	MATÌAS SOULE MALVANO	8.769	2.209	0.130	Total 11.137
3	NAHUEL MOLINA LUCERO	8.126	2.366	0.391	Total 10.926
4	OBITE EVAN NDICKA	9.415	1.333	0.053	Total 10.833
5	WESLEY VINÍCIUS FRANÇA LIMA	8.363	2.176	0.224	Total 10.794

Jog - Run - Sprint (km)				
1	IBRAHIM SULEMANA KAKARI	9.219	2.658	0.138	Total 12.050
2	JOSH THOMAS DOIG	8.876	2.549	0.224	Total 11.675
3	SEBASTIAN WALUKIEWICZ	8.957	1.997	0.113	Total 11.090
4	JAY NOAH IDZES	8.764	1.197	0.186	Total 10.190
5	DUJE ĆALETA-CAR	8.153	1.719	0.141	Total 10.066

AVG Speed km/h (run)			
1	GHILARDI	ROM	19.979
2	CASTRO	ROM	19.748
3	KOULIERAKIS	ROM	19.612
4	MOLINA	ROM	19.596
5	MALEN	ROM	19.586

AVG Speed km/h (run)			
1	IDZES	SAS	19.584
2	ADŽIĆ	SAS	19.579
3	BOWIE	SAS	19.574
4	CANDÉ	SAS	19.565
5	I. SULEMANA	SAS	19.554

AVG Speed km/h (sprint)			
1	GHILARDI	ROM	28.536
2	MOLINA	ROM	27.623
3	DE ROON	ROM	27.385
4	RODRIGO MORA	ROM	27.041
5	CRISTANTE	ROM	26.956

AVG Speed km/h (sprint)			
1	VAN DER BREMPT	SAS	28.426
2	ĆALETA-CAR	SAS	27.460
3	DOIG	SAS	27.281
4	BOWIE	SAS	27.081
5	WALUKIEWICZ	SAS	27.003

TEAM STATS (ATHLETICS PERFORMANCE)

Distance Covered (km)	115.960

Jog - Run - Sprint (km)		
92.857	21.005	1.602

Distance Covered (km)	120.147

Jog - Run - Sprint (km)		
95.332	22.884	1.471

Fitness data displayed in the report are the ones collected in real time and could be different to the post-processed ones, delivered to the coaching staff

Walk + Jog:	0-15 km/h	Run:	15.1-24.9 km/h	Sprint:	25+ km/h	Walk + Jog + Run + Sprint:	Distance covered

TOP Sprinter:	Top five players per team

Roma 07/11/2026 OLIMPICO 20:45

ROMA	3-0	SASSUOLO

PLAYERS AVERAGE POSITIONS

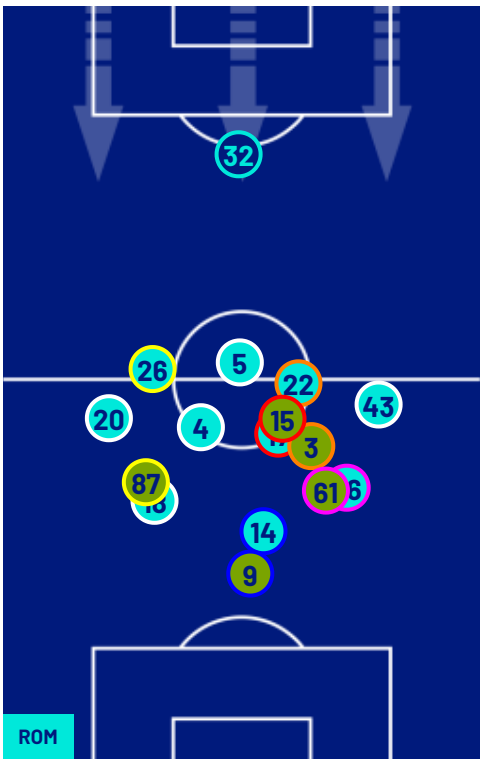

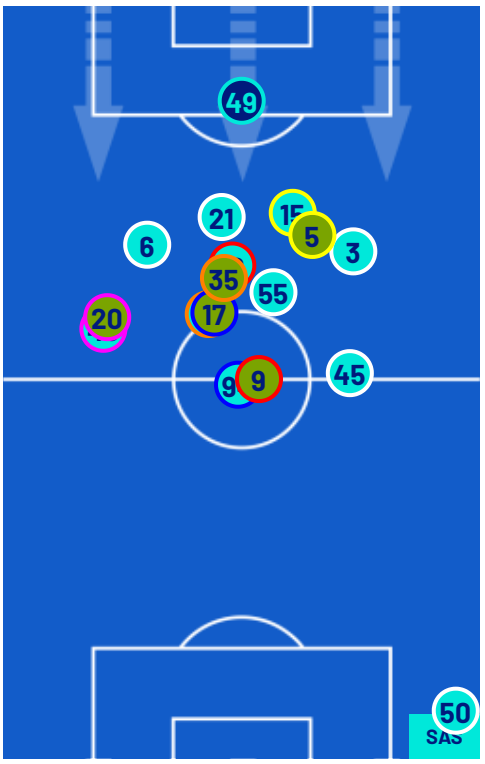

Legend:

1st Substitution	Player In	Player Out			
2nd Substitution	Player In	Player Out	Player In Substitution Of		
3rd Substitution	Player In	Player Out	Player In Substitution Of		
4th Substitution	Player In	Player Out	Player In Substitution Of		
5th Substitution	Player In	Player Out	Player In Substitution Of		

MATCH REPORT

Roma 07/11/2026 OLIMPICO 20:45

ROMA	3-0	SASSUOLO

TEAM'S DEFENSE POSITION 1ST HALF

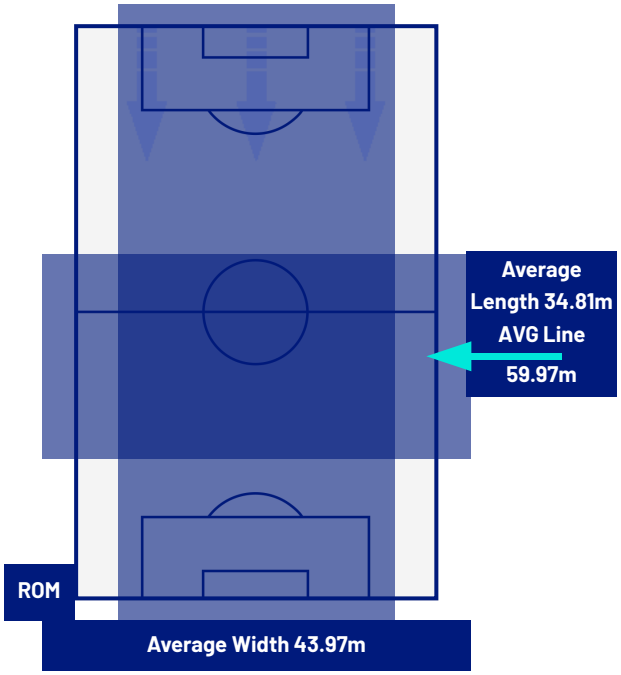

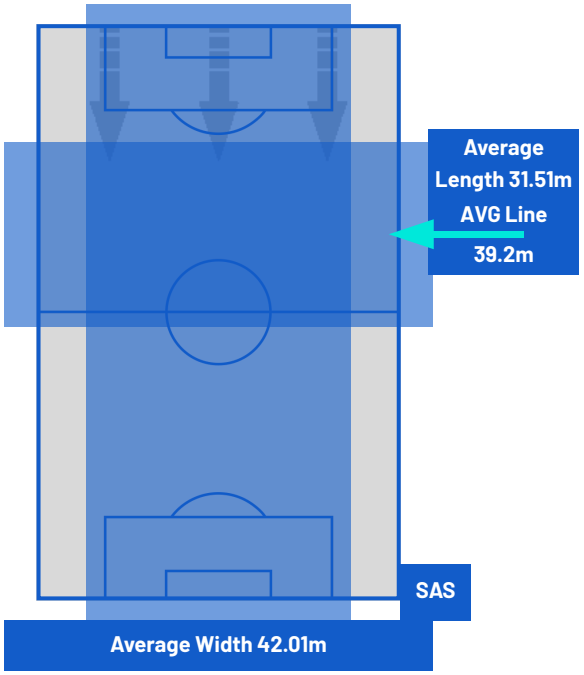

TEAM'S DEFENSE POSITION 2ND HALF

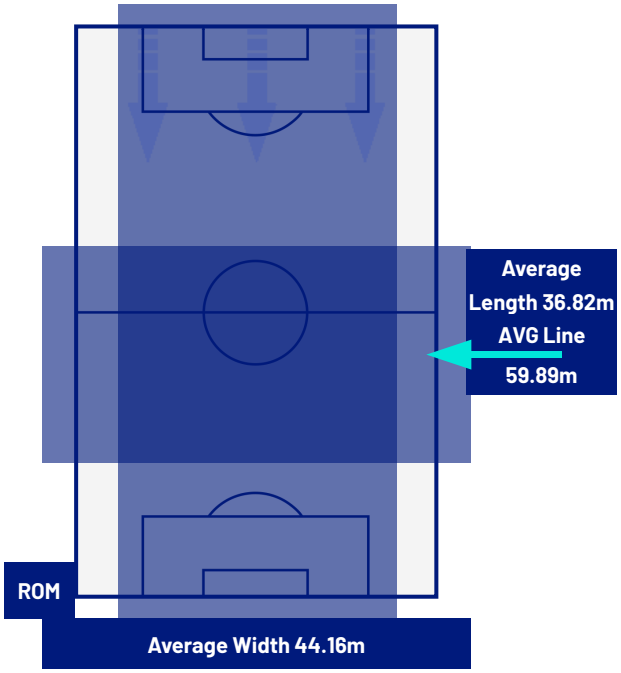

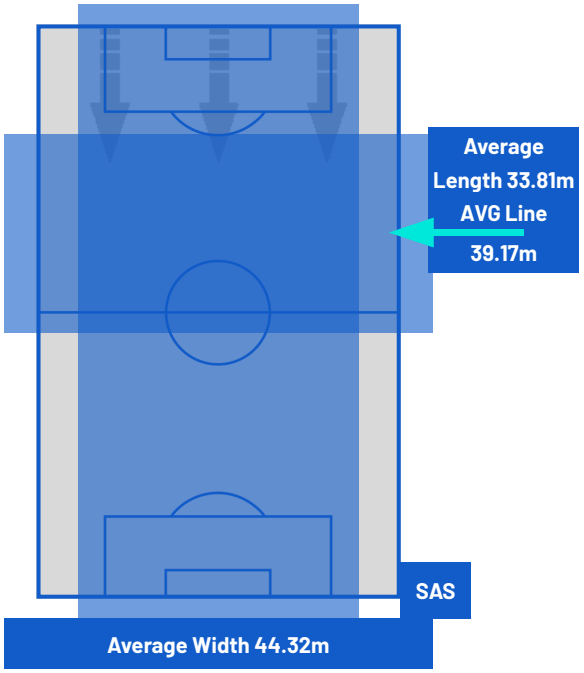

MATCH REPORT

Roma 07/11/2026 OLIMPICO 20:45

ROMA	3-0	SASSUOLO

ATTEMPTS MAP

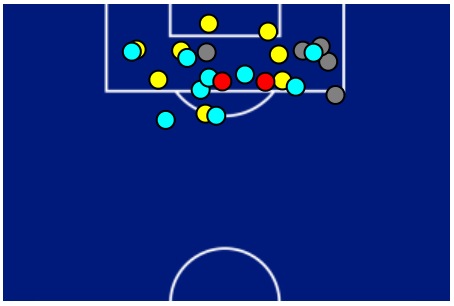

ROMA		SASSUOLO
3	Goals	0
10	On target	1
5	Off target	4
9	Blocked	1

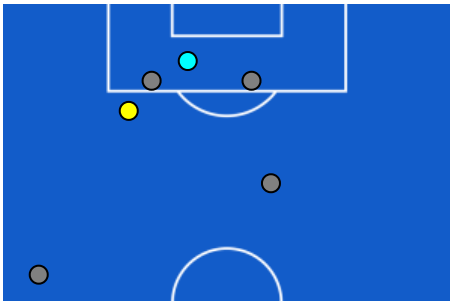

OPEN PLAY CROSSES MAP

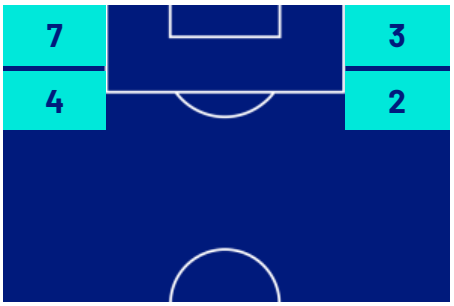

ROMA		SASSUOLO
6	Crosses completed	1
21	Total crosses	3
29	Accuracy (%)	33



991	Total Balls Played	669
158	DEFENSIVE	331
483	MIDFIELD	242
350	ATTACK ZONE	96

MATCH REPORT

Roma 07/11/2026 OLIMPICO 20:45

ROMA	3-0	SASSUOLO

KEY PLAYERS

MARIO HERMOSO CANSECO	22
Position	Defender
Date of birth	18/06/1995
Nationality	ESP

Jog 81% - Run 18% - Sprint 1%		Km 9.141
7.353	1.624	0.130

Mvp Stats	
Minutes Played	78
Goals	1
Scoring Chances	0
Attempts	2
Attempts on target	1 (1)
Assists	0
Balls Played	83
Passes Completed	62
Passes Completed/Attempted (%)	92
Key Passes	1
Gained Possessions	8
Fouls Suffered	2

DUJE ĆALETA-CAR	15
Position	Defender
Date of birth	17/09/1996
Nationality	HRV

Jog 81% - Run 18% - Sprint 1%		Km 10.066
8.153	1.719	0.141

Mvp Stats	
Minutes Played	91
Goals	0
Scoring Chances	0
Attempts	0
Attempts on target	0 (0)
Assists	0
Balls Played	72
Passes Completed	47
Passes Completed/Attempted (%)	88
Key Passes	1
Gained Possessions	3
Fouls Suffered	0

The above statistics are considered final 24 hours after the end of the match.

The disciplinary sanctions are unofficial, as they come from real-time tracking during the match. They will become official following approval by the relevant bodies.

In the case of uncertainty over the identity of a goalscorer, Lega Serie A will confirm this the day after each round of matches is completed.

The official data providers are Kama, Hawk-Eye, Math and Sport.