MATCH REPORT

Matchday 20

SERIE A CHAMPIONSHIP 2025-2026

FIORENTINA

MILAN

Firenze 11/01/2026

ARTEMIO FRANCHI 15:00

MATCH REPORT

Firenze 11/01/2026 ARTEMIO FRANCHI 15:00

FIORENTINA 1-1 MILAN

LINE-UPS

FIORENTINA

43	DE GEA (GK)	
2	DODÔ	
15	COMUZZO	⚽
5	PONGRAČIĆ	
21	GOSENS	
8	MANDRAGORA	
44	FAGIOLI	🟨
27	NDOUR	
65	PARISI	
20	KEAN	🟨
10	GUĐMUNDSSON	👟

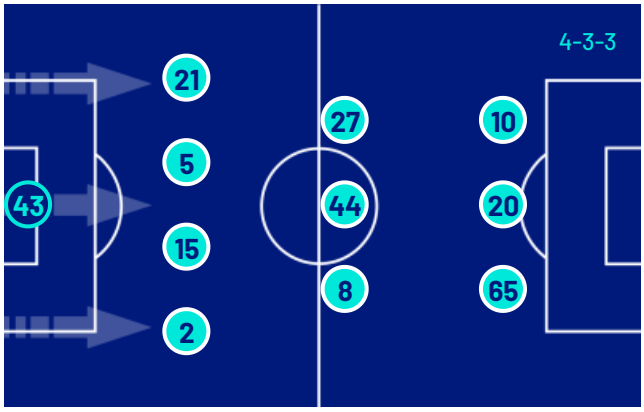

Bench

1	LEZZERINI (GK)
53	CHRISTENSEN (GK)
4	BRESCIANINI
6	RANIERI
7	SOHM
14	NICOLUSSI C.
19	SOLOMON
22	FAZZINI
23	KOŠPO
29	FORTINI
60	KOUADIO
91	PICCOLI

Head Coach: PAOLO VANOLI

MILAN

(GK)	MAIGNAN	16
	DE WINTER	5
	GABBIA	46
	PAVLOVIĆ	31
	SAELEMAEKERS	56
	LOFTUS-CHEEK	8
	JASHARI	30
	RICCI	4
🟨	ESTUPIÑÁN	2
	PULISIC	11
	FÜLLKRUG	9

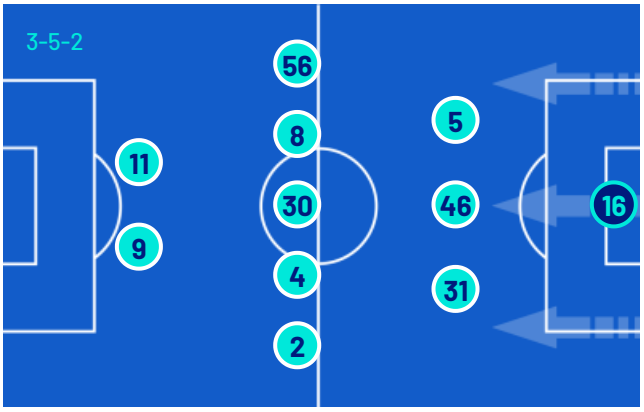

Bench

(GK)	TORRIANI	96
	RAFAEL LEÃO	10
🟨	RABIOT	12
	MODRIĆ	14
⚽	NKUNKU	18
🟨 👟	FOFANA	19
	ATHEKAME	24
	ODOGU	27
	BARTESAGHI	33
	DUȚU	35

Head Coach: MASSIMILIANO ALLEGRI

Referee: DAVIDE MASSA
Assistent referee: FILIPPO MELI
Assistent referee: ALESSANDRO COSTANZO

Fourth official: ANTONIO RAPUANO
V.A.R.: FABIO MARESCA
A.V.A.R.: DANIELE CHIFFI

MATCH REPORT

Firenze 11/01/2026 ARTEMIO FRANCHI 15:00

FIORENTINA 1-1 MILAN

MATCH EVENTS

FIO

1H 0' | 45+5'

2H 46' | 90+8'

MIL

FIORENTINA 1		MILAN 1	
MOISE KEAN	31'		
		PERVIS ESTUPIÑÁN	53'
		DAVIDE BARTESAGHI | PERVIS ESTUPIÑÁN	60'
		ADRIEN RABIOT | ARDON JASHARI	60'
		RAFAEL LEÃO | NICLAS FÜLLKRUG	60'
		YOUSSOUF FOFANA | RUBEN LOFTUS-CHEEK	63'
MARCO BRESCIANINI | ROLANDO MANDRAGORA	65'		
PIETRO COMUZZO	66'		
(ALBERT GUÐMUNDSSON)	66'		
		CHRISTOPHER NKUNKU | STRAHINJA PAVLOVIĆ	74'
NICOLÒ FAGIOLI	80'		
MANOR SOLOMON | ALBERT GUÐMUNDSSON	83'		
NICCOLÒ FORTINI | FABIANO PARISI	83'		
LUCA RANIERI | ROBIN GOSENS	83'		
		ADRIEN RABIOT	84'
		CHRISTOPHER NKUNKU	90'
		(YOUSSOUF FOFANA)	90'
SIMON SOHM | CHER NDOUR	90+1'		
		YOUSSOUF FOFANA	90+4'

Red Card Head Coach PAOLO VANOLI

Red Card Head Coach MASSIMILIANO ALLEGRI

Legend:
Goals, Penalty, Yellow Card, Red Card, Double Yellow Card, Owngoal, Assist, Substitution

MATCH REPORT

Firenze 11/01/2026 ARTEMIO FRANCHI 15:00

FIORENTINA **1-1** **MILAN**

GAME TIME

102'40''

Effective played time: 55%

56'1''

1st Half - 2nd Half
29'48" - 26'13"

BALL POSSESSION

FIORENTINA MILAN

QUARTERS BALL POSSESSION

	FIORENTINA	MILAN
1H 0'-15'	42.31%	57.69%
16'-30'	50%	50%
31'-49'	63.39%	36.61%
2H 46'-60'	62.68%	37.32%
61'-75'	64.75%	35.25%
76'-102'	40%	60%

TEAM STATS

	FIO	MIL
Attempts	20	13
Attempts on target	7	3
Attempts on target from penalty box	16	9
Post		
Bar	1	
Attempts off target	5	7
Blocked Shots	7	3
Scoring Chances	3	2
Key Passes	13	8
Assists	1	1
Fouls Committed	9	14
Corners	8	5
Offsides	1	
Cross Completed/Total	6/34	10/25
Dribbling	13	7
Passes Completed	406	367
Passes Completed/Attempted (%)	90	87
Passes Final Third	105	75
Balls played forward	187	149
Long Passes	40	24
Saves	2	6
Gained Possessions	43	38

MATCH REPORT

Firenze 11/01/2026 ARTEMIO FRANCHI 15:00

FIORENTINA 1-1 MILAN

PLAYER STATS

FIORENTINA	M	GC	OG	S	AS	CL	LB	FYC	SYC	RC
43 DE GEA	103'	1		2			17			

	M	G	OG	A	AT	PT	SC	FS	BP	AS	KP	P	P(%)	PA	R	FYC	SYC	RC
2 DODÔ	103'			1				4			2	55	96	30	9			
15 COMUZZO	103'	1		1	1		1	1				39	95	7	3			
5 PONGRAČIĆ	103'			1							1	53	96	8	7			
21 GOSENS	88'			3	2							46	95	15	6			
8 MANDRAGORA	70'			1							1	30	90	20	1			
44 FAGIOLI	103'			2				1			4	52	94	30	5	1		
27 NDOUR	96'			2	1			1				21	72	11	5			
65 PARISI	88'			2	2			2			1	30	90	24				
20 KEAN	103'			2	1		1	3				12	100	10		1		
10 GUÐMUNDSSON	88'			2						1	2	32	84	22	5			
4 BRESCIANINI	33'			2		1	1					5	71	4	1			
6 RANIERI	16'			1								1	50	1				
7 SOHM	8'																	
19 SOLOMON	16'										2	5	100	4				
29 FORTINI	16'											1	50	1				

MILAN	M	GC	OG	S	AS	CL	LB	FYC	SYC	RC
16 MAIGNAN	103'	1		6		1	7			

	M	G	OG	A	AT	PT	SC	FS	BP	AS	KP	P	P(%)	PA	R	FYC	SYC	RC
5 DE WINTER	103'											39	86	8	2			
46 GABBIA	103'			1	1							28	96	2	3			
31 PAVLOVIĆ	79'			1								43	95	10	2			
56 SAELEMAEKERS	103'							3			2	42	82	23	3			
8 LOFTUS-CHEEK	68'			1								8	72	3	4			
30 JASHARI	65'											19	86	10	3			
4 RICCI	103'			3				2			1	47	90	22	5			
2 ESTUPIÑÁN	65'											28	87	15	4	1		
11 PULISIC	103'			3	1		2	1			1	27	84	19	2			
9 FÜLLKRUG	65'							1			1	10	76	8	1			
10 RAFAEL LEÃO	39'			1								8	88	5				
12 RABIOT	39'			1				1				13	76	8	2	1		
18 NKUNKU	25'	1		1	1						1	4	66	3				
19 FOFANA	36'									1	1	6	85	5	1	1		
33 BARTESAGHI	39'			1							1	12	92	8	2			

Legend

FYC	Yellow Card
OG	Owngoal
BP	Balls Played
SYC	Double Yellow Card
RC	Red Card
G	Goals
GC	Goal Conceded
M	Minutes Played
AS	Assists
FS	Fouls Suffered
A	Attempts
AT	Attempts on target
SC	Scoring Chances
PT	Posts
S	Saves
CL	Clearences
LB	Long Ball
P(%)	Passes Completed/Attempted (%)
KP	Key Passes
PA	Balls played forward
P	Passes Completed
R	Gained Possessions

PLAYERS RANKING

Attempts

1	PULISIC	MIL	3
2	GOSENS	FIO	3
3	RICCI	MIL	3
4	GUÐMUNDSSON	FIO	2
5	NDOUR	FIO	2

Attempts on target

1	PARISI	FIO	2
2	GOSENS	FIO	2
3	NDOUR	FIO	1
4	PULISIC	MIL	1
5	NKUNKU	MIL	1

Passes Final Third

1	PARISI	FIO	21
2	DODÔ	FIO	17
3	GUÐMUNDSSON	FIO	15
4	PULISIC	MIL	15
5	SAELEMAEKERS	MIL	14

Scoring Chances

1	PULISIC	MIL	2
2	BRESCIANINI	FIO	1
3	KEAN	FIO	1
4	COMUZZO	FIO	1

Crosses

1	FAGIOLI	FIO	7
2	RICCI	MIL	7
3	DODÔ	FIO	6
4	SAELEMAEKERS	MIL	5
5	GUÐMUNDSSON	FIO	4

Passes Completed

1	DODÔ	FIO	55
2	PONGRAČIĆ	FIO	53
3	FAGIOLI	FIO	52
4	RICCI	MIL	47
5	GOSENS	FIO	46

Key Passes

1	FAGIOLI	FIO	4
2	GUÐMUNDSSON	FIO	2
3	SAELEMAEKERS	MIL	2
4	DODÔ	FIO	2
5	SOLOMON	FIO	2

Dribbling

1	DODÔ	FIO	4
2	PULISIC	MIL	3
3	FAGIOLI	FIO	3
4	GUÐMUNDSSON	FIO	2
5	SAELEMAEKERS	MIL	2

MATCH REPORT

Firenze 11/01/2026 ARTEMIO FRANCHI 15:00

FIORENTINA 1-1 MILAN

COACH

TEAM INDICATORS

	FIORENTINA		MILAN
DANGEROUSITY	58.18%	DANGEROUSITY	54.76%
DANGEROUSITY IN MANEUVER ACTIONS	58.45%	Team dangerousity considering player's position of the own team, of the opponents and of the ball.	54.67%
DANGEROUSITY IN TRANSITION ACTIONS	54.27%		52.93%
BALL PACE	29.77km/h	BALL PACE	29.84km/h
BALL CONDUCTION PACE	9.32km/h	BALL CONDUCTION PACE	8.89km/h
CONDUCTION VS PASSES TIME	38% / 62%	CONDUCTION VS PASSES TIME	64% / 36%

RECORDMEN

PASS GAIN

Number of players overtaken by a vertical pass (only successful passes are considered).
It shows how much a player tends to overcome the opponent's pressure lines.

1	10	ALBERT GUÐMUNDSSON	3.04	1	11	CHRISTIAN PULISIC	3.27
2	20	MOISE KEAN	3	2	5	KONI DE WINTER	3.12
3	19	MANOR SOLOMON	3	3	12	ADRIEN RABIOT	2.75
4	21	ROBIN GOSENS	2.78	4	4	SAMUELE RICCI	2.72
5	4	MARCO BRESCIANINI	2.75	5	56	ALEXIS SAELEMAEKERS	2.63

PASS RISK

Measures the player's propensity to risk the pass (only successful passes are considered).

1	19	MANOR SOLOMON	39.67%	1	5	KONI DE WINTER	31.76%
2	4	MARCO BRESCIANINI	33.67%	2	56	ALEXIS SAELEMAEKERS	30.55%
3	21	ROBIN GOSENS	24.89%	3	9	NICLAS FÜLLKRUG	29%
4	44	NICOLÒ FAGIOLI	19.64%	4	10	RAFAEL LEÃO	28%
5	2	DODÔ	18.62%	5	4	SAMUELE RICCI	23.54%

RECEIVED PRESSURE

How much the player with the ball is pressed by the opposite team.
It depends on the speed, running direction and distance from the opponent who is at a shorter distance.

1	20	MOISE KEAN	72.81%	1	18	CHRISTOPHER NKUNKU	79.37%
2	4	MARCO BRESCIANINI	68.19%	2	9	NICLAS FÜLLKRUG	69.3%
3	6	LUCA RANIERI	67.13%	3	8	RUBEN LOFTUS-CHEEK	64.75%
4	27	CHER NDOUR	63.62%	4	10	RAFAEL LEÃO	64.15%
5	7	SIMON SOHM	60.64%	5	19	YOUSSOUF FOFANA	62.62%

PASS AVAILABILITY

Ability of a player to get away from opponents to receive the ball.
It is computed for all the teammates of the player in possession.

1	29	NICCOLÒ FORTINI	76.47%	1	2	PERVIS ESTUPIÑÁN	85.93%
2	2	DODÔ	76.19%	2	33	DAVIDE BARTESAGHI	79.53%
3	5	MARIN PONGRAČIĆ	74.38%	3	31	STRAHINJA PAVLOVIĆ	79.23%
4	15	PIETRO COMUZZO	73.92%	4	56	ALEXIS SAELEMAEKERS	78.4%
5	65	FABIANO PARISI	72.87%	5	5	KONI DE WINTER	77.82%

MATCH REPORT

Firenze 11/01/2026 ARTEMIO FRANCHI 15:00

FIORENTINA 1-1 MILAN

PLAYERS RANKING (ATHLETICS PERFORMANCE)

	Jog - Run - Sprint (km)			
1	NICOLÒ FAGIOLI	8.985	2.834	0.172	Total 12.129
2	CHER NDOUR	7.988	2.687	0.214	Total 10.994
3	DOMILSON CORDEIRO DOS SANTO	8.099	2.313	0.379	Total 10.891
4	PIETRO COMUZZO	8.640	1.941	0.193	Total 10.889
5	MARIN PONGRAČIĆ	8.662	1.847	0.269	Total 10.871

	Jog - Run - Sprint (km)			
1	SAMUELE RICCI	9.149	3.215	0.116	Total 12.588
2	CHRISTIAN MATE PULISIC	9.035	2.403	0.222	Total 11.757
3	ALEXIS JESSE SAELEMAEKERS	7.979	2.486	0.434	Total 11.019
4	KONI DE WINTER	7.950	2.422	0.231	Total 10.745
5	MATTEO GABBIA	8.819	1.507	0.030	Total 10.450

	AVG Speed km/h (run)		
1	RANIERI	FIO	19.849
2	FORTINI	FIO	19.829
3	SOHM	FIO	19.712
4	SOLOMON	FIO	19.708
5	DODÔ	FIO	19.674

	AVG Speed km/h (run)		
1	FOFANA	MIL	19.702
2	BARTESAGHI	MIL	19.700
3	RAFAEL LEÃO	MIL	19.642
4	SAELEMAEKERS	MIL	19.619
5	JASHARI	MIL	19.617

	AVG Speed km/h (sprint)		
1	SOHM	FIO	29.372
2	COMUZZO	FIO	28.704
3	SOLOMON	FIO	28.574
4	PONGRAČIĆ	FIO	28.132
5	DODÔ	FIO	27.875

	AVG Speed km/h (sprint)		
1	RAFAEL LEÃO	MIL	28.673
2	PAVLOVIĆ	MIL	28.236
3	NKUNKU	MIL	28.226
4	DE WINTER	MIL	27.912
5	RABIOT	MIL	27.600

TEAM STATS (ATHLETICS PERFORMANCE)

Distance Covered (km)	118.076

Jog - Run - Sprint (km)		
89.102	25.201	2.424

Distance Covered (km)	117.915

Jog - Run - Sprint (km)		
88.962	25.060	2.500

Fitness data displayed in the report are the ones collected in real time and could be different to the post-processed ones, delivered to the coaching staff

Jog:	0-7 km/h	Run:	7.1-15 km/h	Sprint:	15.1+ km/h	Jog + Run + Sprint:	Distance covered

TOP Sprinter:	Top four players per team

MATCH REPORT

Firenze 11/01/2026 ARTEMIO FRANCHI 15:00

FIORENTINA **1-1** **MILAN**

PLAYERS AVERAGE POSITIONS

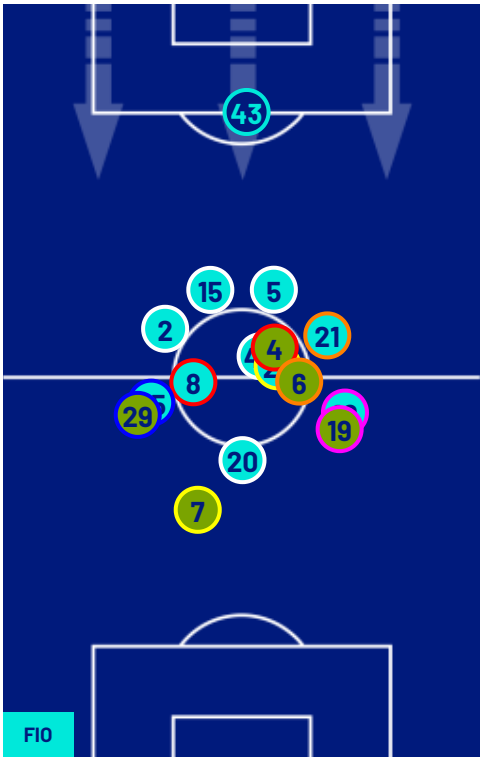

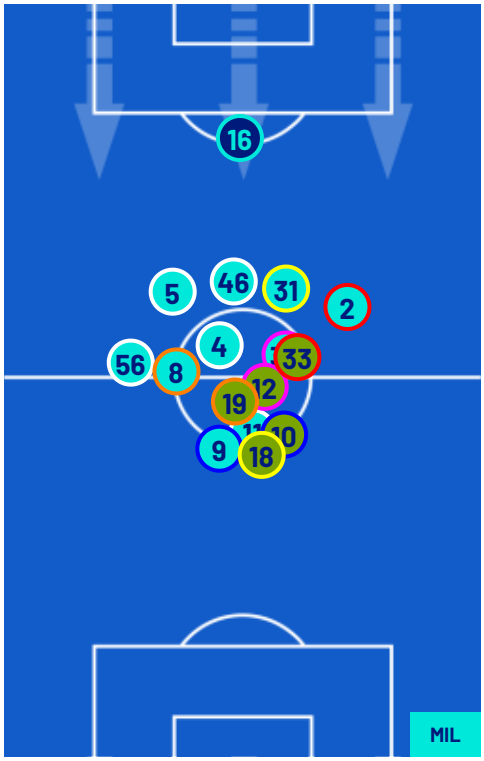

Legend:

1st Substitution	Player In	Player Out		
2nd Substitution	Player In	Player Out	Player In Substitution Of	
3rd Substitution	Player In	Player Out	Player In Substitution Of	
4th Substitution	Player In	Player Out	Player In Substitution Of	
5th Substitution	Player In	Player Out	Player In Substitution Of	

MATCH REPORT

Firenze 11/01/2026 ARTEMIO FRANCHI 15:00

FIORENTINA 1-1 MILAN

TEAM'S DEFENSE POSITION 1ST HALF

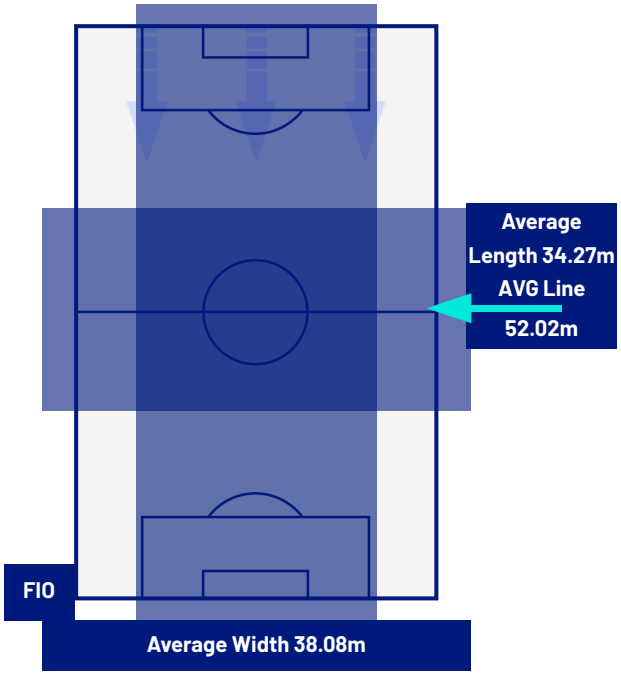

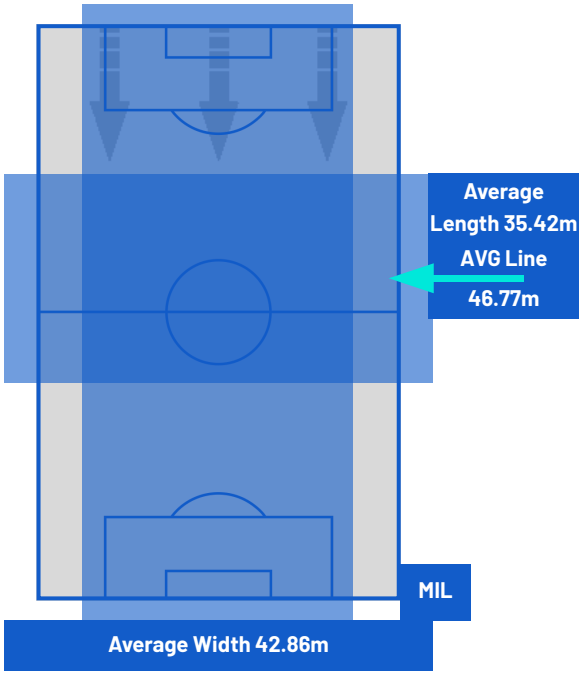

TEAM'S DEFENSE POSITION 2ND HALF

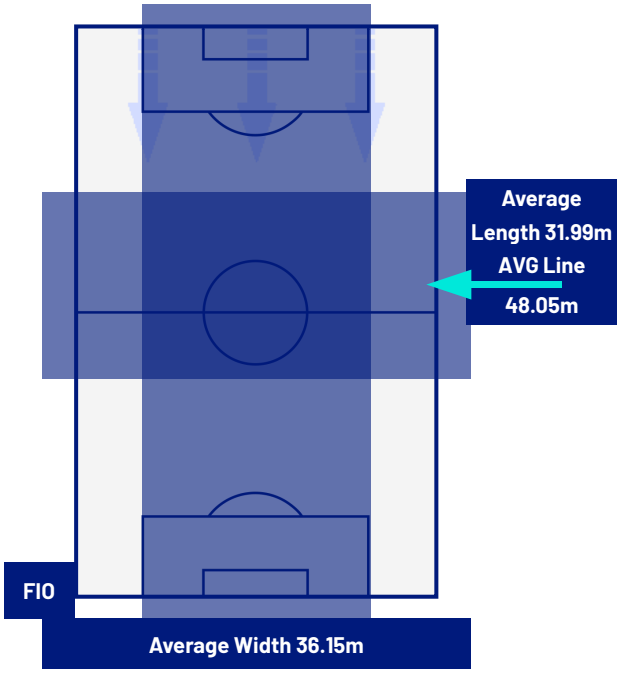

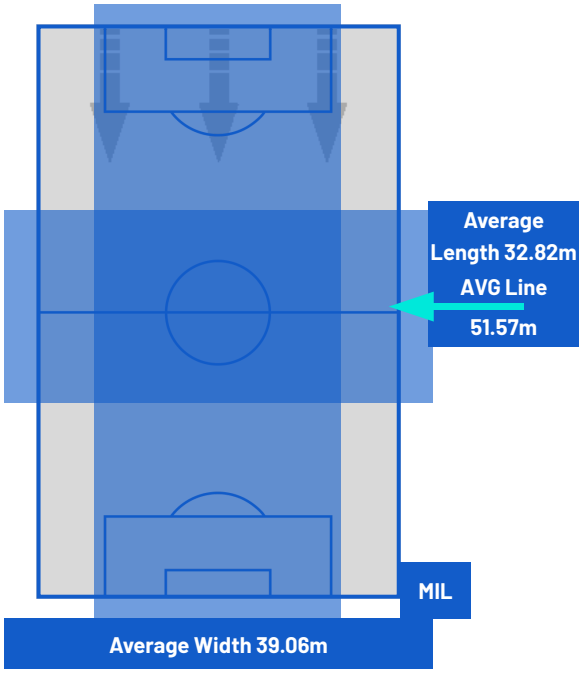

MATCH REPORT

Firenze 11/01/2026 ARTEMIO FRANCHI 15:00

FIORENTINA 1-1 MILAN

ATTEMPTS MAP

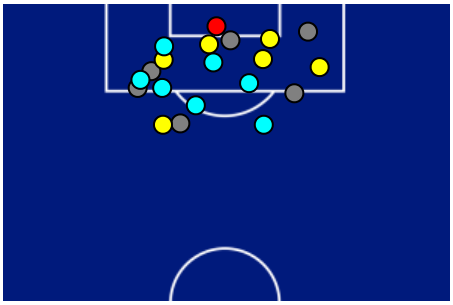

1	Goals	1
7	On target	3
5	Off target	7
7	Blocked	3

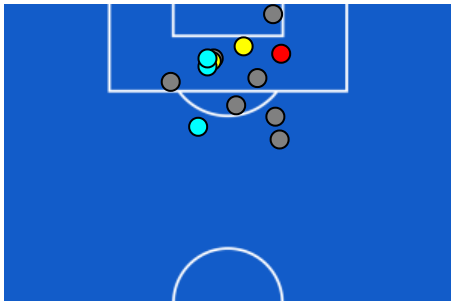

OPEN PLAY CROSSES MAP

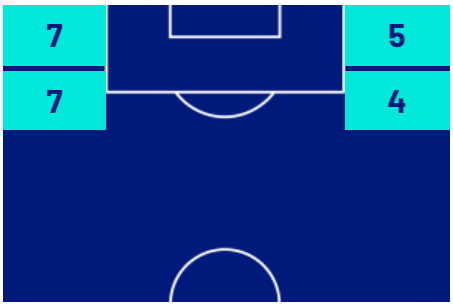

6	Crosses completed	10
34	Total crosses	25
18	Accuracy (%)	40

695	Total Balls Played	672
207	DEFENSIVE	234
286	MIDFIELD	281
202	ATTACK ZONE	157

MATCH REPORT

Firenze 11/01/2026 ARTEMIO FRANCHI 15:00

FIORENTINA 1-1 **MILAN**

KEY PLAYERS

PIETRO COMUZZO	15
Position	Defender
Date of birth	20/02/2005
Nationality	ITA

Jog 48% - Run 40% - Sprint 12%		Km 10.889
8.640	1.941	0.193

Mvp Stats	
Minutes Played	103
Goals	1
Scoring Chances	1
Attempts	1
Attempts on target	1(1)
Assists	0
Balls Played	0
Passes Completed	39
Passes Completed/Attempted (%)	95
Key Passes	0
Gained Possessions	3
Fouls Suffered	1

CHRISTOPHER ALAN NKUNKU	18
Position	Forward
Date of birth	14/11/1997
Nationality	FRA

Jog 39% - Run 49% - Sprint 12%		Km 2.555
1.807	0.624	0.100

Mvp Stats	
Minutes Played	25
Goals	1
Scoring Chances	0
Attempts	1
Attempts on target	1(1)
Assists	0
Balls Played	0
Passes Completed	4
Passes Completed/Attempted (%)	66
Key Passes	1
Gained Possessions	0
Fouls Suffered	0

The above statistics are considered final 24 hours after the end of the match.

The disciplinary sanctions are unofficial, as they come from real-time tracking during the match. They will become official following approval by the relevant bodies.

In the case of uncertainty over the identity of a goalscorer, Lega Serie A will confirm this the day after each round of matches is completed.

The official data providers are Kama, Hawk-Eye, Math and Sport.