

# MATCH REPORT



Matchday 27  
SERIE A CHAMPIONSHIP 2025-2026



**PARMA**



**CAGLIARI**

Parma 27/02/2026  
ENNIO TARDINI 20:45

Parma 27/02/2026 ENNIO TARDINI 20:45



**PARMA**

**1-1**

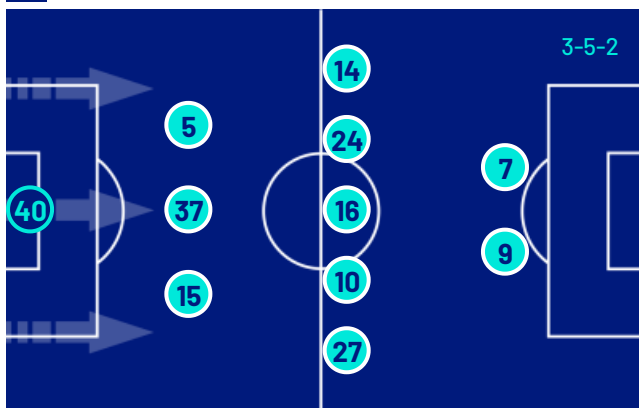
**CAGLIARI**



## LINE-UPS

### PARMA

40	CORVI (GK)
15	DELPRATO
37	TROILO
5	VALENTI
27	BRITSCHGI
10	BERNABÉ
16	KEITA
24	ORDOÑEZ
14	VALERI
9	PELLEGRINO
7	STREFEZZA



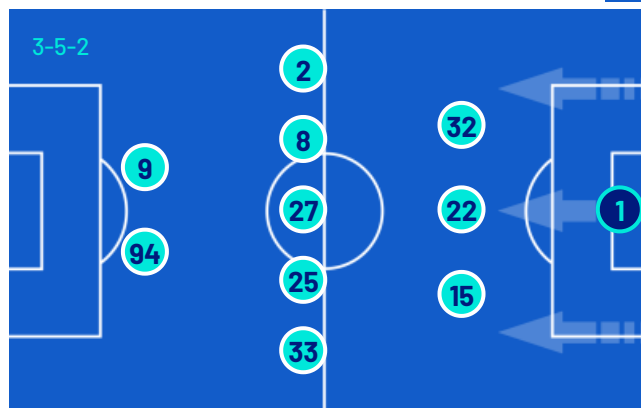
### Bench

31	SUZUKI (GK)
66	RINALDI (GK)
8	ESTÉVEZ
17	ONDREJKA
21	ORISTANIO
22	SØRENSEN
23	ELPHEGE
25	CREMASCHI
29	F. CARBONI
39	CIRCATI
41	NICOLUSSI C.
63	MENA

Head Coach: **CARLOS GARCIA CUESTA**

### CAGLIARI

(GK)	CAPRILE	1
	ZÉ PEDRO	32
	DOSSENA	22
	RODRÍGUEZ	15
	PALESTRA	2
	ADOPO	8
	LITETA	27
	I. SULEMANA	25
	OBERT	33
	KILIÇSOY	9
	S. ESPOSITO	94



### Bench

(GK)	SHERRI	12
(GK)	CIOCCI	24
	IDRISSI	3
	RATERINK	18
	ALBARRACÍN	20
	ZAPPA	28
	PAVOLETTI	30
	MENDY	31
	TREPY	37
	SULEV	38
	MALFITANO	40
	FOLORUNSHO	90

Head Coach: **FABIO PISACANE**

Referee: **LUCA MASSIMI**  
 Assistant referee: **FABIANO PRETI**  
 Assistant referee: **CLAUDIO BARONE**

Fourth official: **GIUSEPPE COLLU**  
 V.A.R.: **ANTONIO GIUA**  
 A.V.A.R.: **PAOLO MAZZOLENI**

Parma 27/02/2026 ENNIO TARDINI 20:45



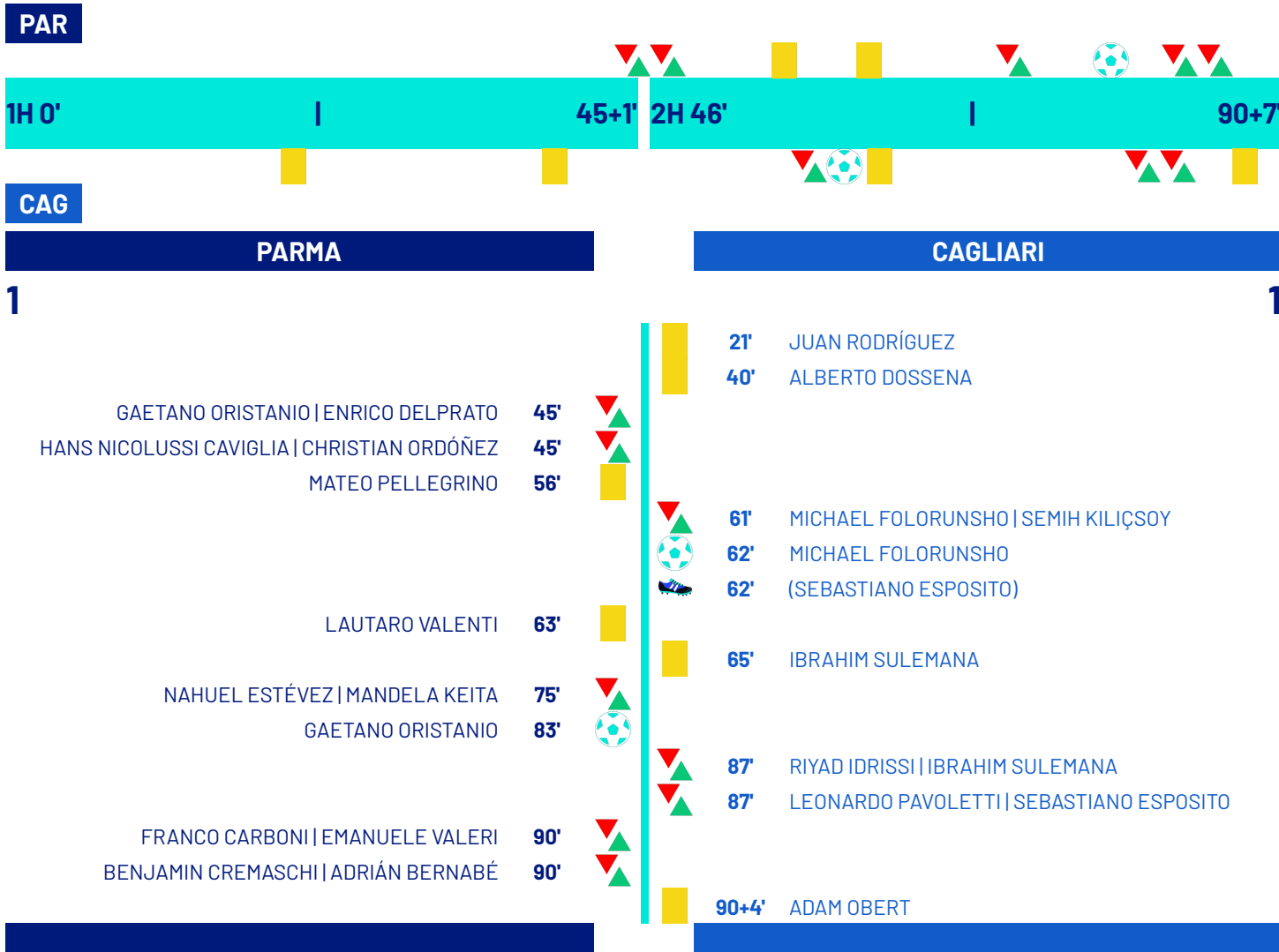
PARMA

1-1

CAGLIARI



## MATCH EVENTS



### Legend:

- Goals
- Own goal
- Penalty
- Assist
- Yellow Card
- Substitution
- Red Card
- Double Yellow Card

Parma 27/02/2026 ENNIO TARDINI 20:45



**PARMA**

**1-1**

**CAGLIARI**



## GAME TIME



Effective  
played time:  
59%



1st Half - 2nd Half  
30'03" - 27'12"

## BALL POSSESSION

PARMA

CAGLIARI

### QUARTERS BALL POSSESSION

1H		2H	
0'-15'	16'-30'	46'-60'	61'-75'
61.46%	38.54%	41.98%	58.02%
38.69%	61.31%	5.63%	84.38%
31'-46'	76'-97'		
70.15%	29.85%	27.37%	72.63%

## TEAM STATS

	PAR	CAG
Attempts	18	10
Attempts on target	4	5
Attempts on target from penalty box	10	5
Post		
Bar		
Attempts off target	6	2
Blocked Shots	8	3
Scoring Chances		1
Key Passes	10	8
Assists		1
Fouls Committed	14	8
Corners	6	3
Offsides		2
Cross Completed/Total	9/23	2/13
Dribbling	6	10
Passes Completed	447	356
Passes Completed/Attempted (%)	87	84
Passes Final Third	99	61
Balls played forward	243	159
Long Passes	33	27
Saves	4	3
Gained Possessions	35	45

Parma 27/02/2026 ENNIO TARDINI 20:45



PARMA

1-1

CAGLIARI



## PLAYER STATS

PARMA		M	GC	OG	S	AS	CL	LB	FYC	SYC	RC
40	CORVI	98'	1		4			4			
15	DELPRATO	46'			1				21		
37	TROILO	98'			1				108		
5	VALENTI	98'			1				78		
27	BRITSCHGI	98'							57	2	
10	BERNABÉ	91'			3	1			91	3	
16	KEITA	76'						1	52		
24	ORDOÑEZ	46'			1				19		
14	VALERI	91'			1				40	2	
9	PELLEGRINO	98'			4	1		1	30	6	2
7	STREFEZZA	98'			3	1		3	54	1	
8	ESTÉVEZ	22'						1	24		
21	ORISTANIO	52'	1		2	1		1	13	7	
25	CREMASCHI	8'							2	1	
29	F. CARBONI	8'							3	2	
41	NICOLUSSI C.	52'			1			1	44	2	

CAGLIARI		M	GC	OG	S	AS	CL	LB	FYC	SYC	RC
1	CAPRILE	98'	1		3			20			
32	ZÉ PEDRO	98'						1	66		
22	DOSSENA	98'						3	61		
15	RODRÍGUEZ	98'						1	60		
2	PALESTRA	98'			2	1		3	54	1	
8	ADOPO	98'						1	47		
27	LITETA	98'							66		
25	I. SULEMANA	88'			1				42	1	
33	OBERT	98'							66	2	
9	KILIÇSOY	62'			3	2		1	31	2	
94	S. ESPOSITO	88'			3	1		1	49	1	
3	IDRISSI	10'							2		
30	PAVOLETTI	10'							1		
90	FOLORUNSHO	37'	1		1	1			5	1	

## Legend

FYC	Yellow Card
OG	Owngoal
BP	Balls Played
SYC	Double Yellow Card
RC	Red Card
G	Goals
GC	Goal Conceded
M	Minutes Played
AS	Assists
FS	Fouls Suffered
A	Attempts
AT	Attempts on target
SC	Scoring Chances
PT	Posts
S	Saves
CL	Clearences
LB	Long Ball
P(%)	Passes Completed/Attempted (%)
KP	Key Passes
PA	Balls played forward
P	Passes Completed
R	Gained Possessions

## PLAYERS RANKING

Attempts		Attempts on target		Passes Final Third		Scoring Chances	
1	PELLEGRINO PAR 4	1	KILIÇSOY CAG 2	1	BERNABÉ PAR 19	1	S. ESPOSITO CAG 1
2	BERNABÉ PAR 3	2	BERNABÉ PAR 1	2	PALESTRA CAG 14		
3	STREFEZZA PAR 3	3	STREFEZZA PAR 1	3	STREFEZZA PAR 13		
4	S. ESPOSITO CAG 3	4	ORISTANIO PAR 1	4	ADOPO CAG 13		
5	KILIÇSOY CAG 3	5	PALESTRA CAG 1	5	BRITSCHGI PAR 12		

Crosses		Passes Completed		Key Passes		Dribbling	
1	VALERI PAR 7	1	TROILO PAR 85	1	BERNABÉ PAR 3	1	STREFEZZA PAR 4
2	STREFEZZA PAR 6	2	BERNABÉ PAR 62	2	OBERT CAG 2	2	PALESTRA CAG 3
3	OBERT CAG 4	3	VALENTI PAR 51	3	VALERI PAR 2	3	BERNABÉ PAR 2
4	PALESTRA CAG 4	4	DOSSENA CAG 43	4	NICOLUSSI C. PAR 2	4	KILIÇSOY CAG 2
5	S. ESPOSITO CAG 4	5	RODRÍGUEZ CAG 41	5	BRITSCHGI PAR 2	5	OBERT CAG 1

Parma 27/02/2026 ENNIO TARDINI 20:45



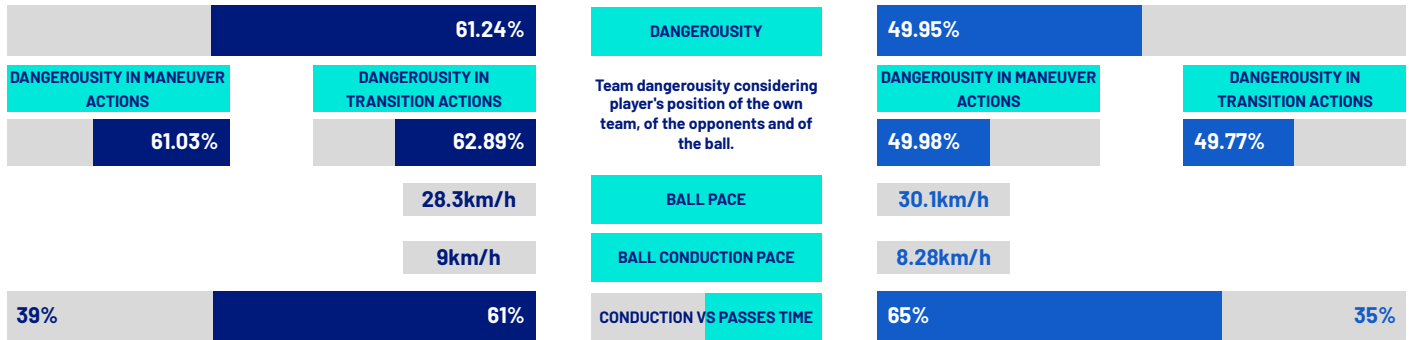
PARMA

1-1

CAGLIARI



## TEAM INDICATORS



## RECORDMEN

### PASS GAIN

Number of players overtaken by a vertical pass (only successful passes are considered).

It shows how much a player tends to overcome the opponent's pressure lines.

1	21	GAETANO ORISTANIO	3.5	1	30	LEONARDO PAVOLETTI	4.5
2	40	EDOARDO CORVI	3.17	2	22	ALBERTO DOSSENA	4
3	9	MATEO PELLEGRINO	3.14	3	94	SEBASTIANO ESPOSITO	3.9
4	8	NAHUEL ESTÉVEZ	2.56	4	1	ELIA CAPRILE	3.57
5	27	SASCHA BRITSCHGI	2.47	5	32	ZÉ PEDRO	3.05

### PASS RISK

Measures the player's propensity to risk the pass (only successful passes are considered).

1	9	MATEO PELLEGRINO	30.83%	1	30	LEONARDO PAVOLETTI	60%
2	21	GAETANO ORISTANIO	30.43%	2	1	ELIA CAPRILE	47.11%
3	24	CHRISTIAN ORDÓÑEZ	27.5%	3	94	SEBASTIANO ESPOSITO	41.58%
4	7	G. STREFEZZA	26.36%	4	33	ADAM OBERT	35.64%
5	5	LAUTARO VALENTI	22.14%	5	25	IBRAHIM SULEMANA	29.2%

### RECEIVED PRESSURE

How much the player with the ball is pressed by the opposite team.

It depends on the speed, running direction and distance from the opponent who is at a shorter distance.

1	9	MATEO PELLEGRINO	80.95%	1	9	SEMIH KILIÇSOY	76.51%
2	24	CHRISTIAN ORDÓÑEZ	61.09%	2	30	LEONARDO PAVOLETTI	76.26%
3	7	G. STREFEZZA	61.08%	3	90	MICHAEL FOLORUNSHO	72.69%
4	25	BENJAMIN CREMASCHI	60.14%	4	94	SEBASTIANO ESPOSITO	66%
5	21	GAETANO ORISTANIO	57.92%	5	8	MICHEL ADOPO	62.29%

### PASS AVAILABILITY

Ability of a player to get away from opponents to receive the ball.

It is computed for all the teammates of the player in possession.

1	37	MARIANO TROILO	88.04%	1	15	JUAN RODRÍGUEZ	84.28%
2	5	LAUTARO VALENTI	84.59%	2	32	ZÉ PEDRO	80.64%
3	29	FRANCO CARBONI	83.7%	3	33	ADAM OBERT	80.55%
4	14	EMANUELE VALERI	79.99%	4	22	ALBERTO DOSSENA	78.81%
5	8	NAHUEL ESTÉVEZ	78.84%	5	2	MARCO PALESTRA	72.38%

Parma 27/02/2026 ENNIO TARDINI 20:45



PARMA

1-1

CAGLIARI



## PLAYERS RANKING (ATHLETICS PERFORMANCE)

Jog - Run - Sprint (km)			
1	GABRIEL STREFEZZA	Total 10.814	
	8.424	2.243	0.078
2	MATEO PELLEGRINO CASALANGUIDA	Total 10.255	
	8.571	1.501	0.121
3	MARIANO EMIR TROILO	Total 10.191	
	8.540	1.527	0.061
4	LAUTARO RODRIGO VALENTI	Total 10.105	
	8.262	1.724	0.034
5	SASCHA BRITSCHGI	Total 10.041	
	7.676	2.137	0.135

Jog - Run - Sprint (km)			
1	NDARY MICHEL ADOPO	Total 11.265	
	8.688	2.315	0.200
2	JOSEPH LITETA	Total 11.064	
	8.735	2.155	0.100
3	ADAM OBERT	Total 10.867	
	8.481	2.063	0.260
4	SEBASTIANO ESPOSITO	Total 10.612	
	8.285	2.118	0.141
5	IBRAHIM SULEMANA KAKARI	Total 10.189	
	7.893	1.997	0.231

AVG Speed km/h (run)			
1	F. CARBONI	PAR	19.753
2	VALERI	PAR	19.594
3	PELLEGRINO	PAR	19.548
4	ORISTANIO	PAR	19.540
5	BRITSCHGI	PAR	19.518

AVG Speed km/h (run)			
1	ZÉ PEDRO	CAG	19.770
2	PALESTRA	CAG	19.608
3	S. ESPOSITO	CAG	19.544
4	OBERT	CAG	19.523
5	LITETA	CAG	19.492

AVG Speed km/h (sprint)			
1	ORDOÑEZ	PAR	28.783
2	ORISTANIO	PAR	28.600
3	KEITA	PAR	27.543
4	PELLEGRINO	PAR	27.531
5	ESTÉVEZ	PAR	27.195

AVG Speed km/h (sprint)			
1	DOSSENA	CAG	28.548
2	PALESTRA	CAG	27.749
3	ADOPO	CAG	27.748
4	I. SULEMANA	CAG	27.735
5	OBERT	CAG	27.387

## TEAM STATS (ATHLETICS PERFORMANCE)

Distance Covered (km) 111.307

Distance Covered (km) 110.255

Jog - Run - Sprint (km)		
90.078	19.002	1.395

Jog - Run - Sprint (km)		
89.630	18.024	1.665

Fitness data displayed in the report are the ones collected in real time and could be different to the post-processed ones, delivered to the coaching staff

Jog:	0-7 km/h	Run:	7.1-15 km/h	Sprint:	15.1+ km/h	Jog + Run + Sprint:	Distance covered
TOP Sprinter:	Top four players per team						

Parma 27/02/2026 ENNIO TARDINI 20:45



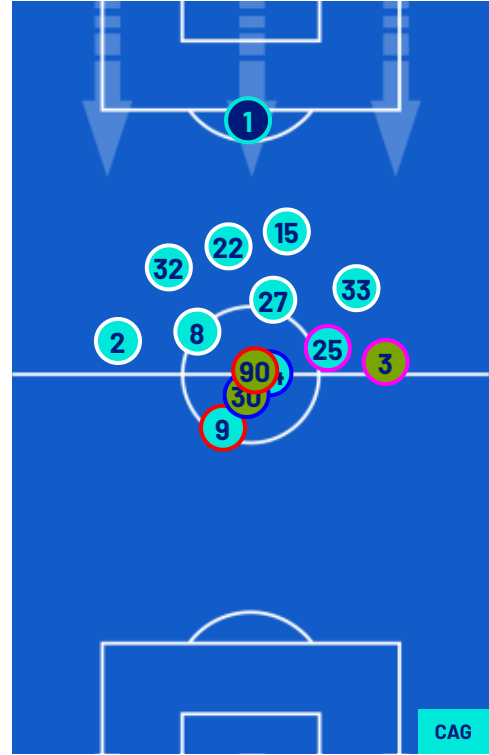
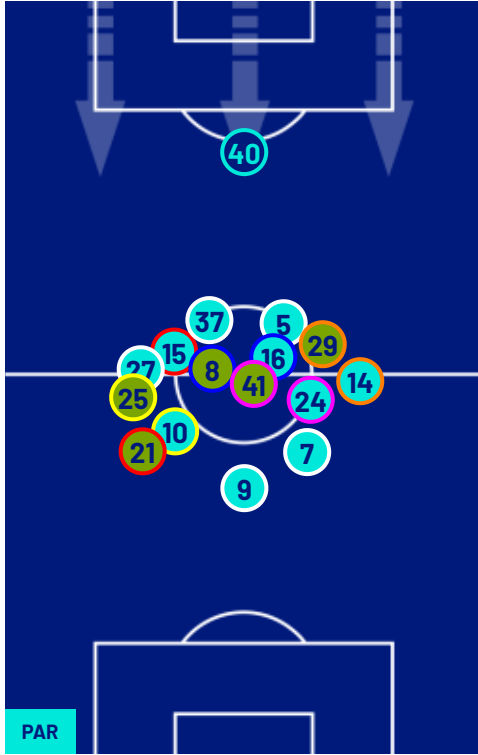
PARMA

1-1

CAGLIARI



## PLAYERS AVERAGE POSITIONS



- Legend:
- 1st Substitution
  - 2nd Substitution
  - 3rd Substitution
  - 4th Substitution
  - 5th Substitution
  - Player In
  - Player In
  - Player In
  - Player In
  - Player In
  - Player Out
  - Player Out
  - Player Out
  - Player Out
  - Player Out
  - Player In Substitution Of
  - Player In Substitution Of
  - Player In Substitution Of
  - Player In Substitution Of

Parma 27/02/2026 ENNIO TARDINI 20:45



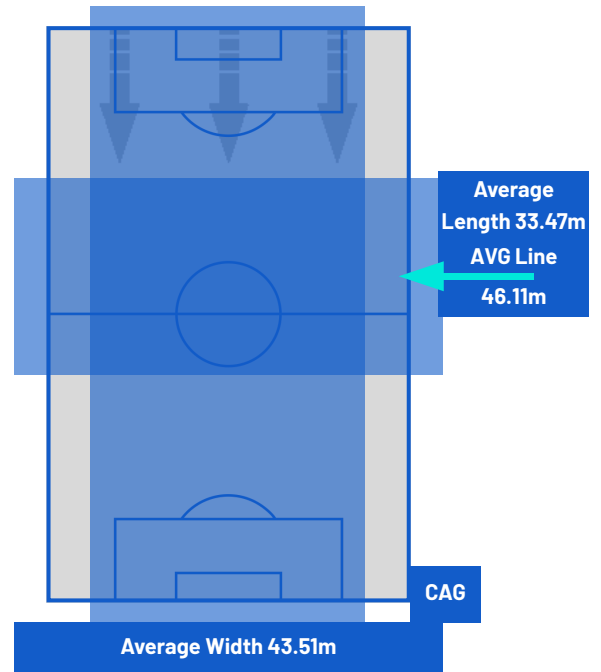
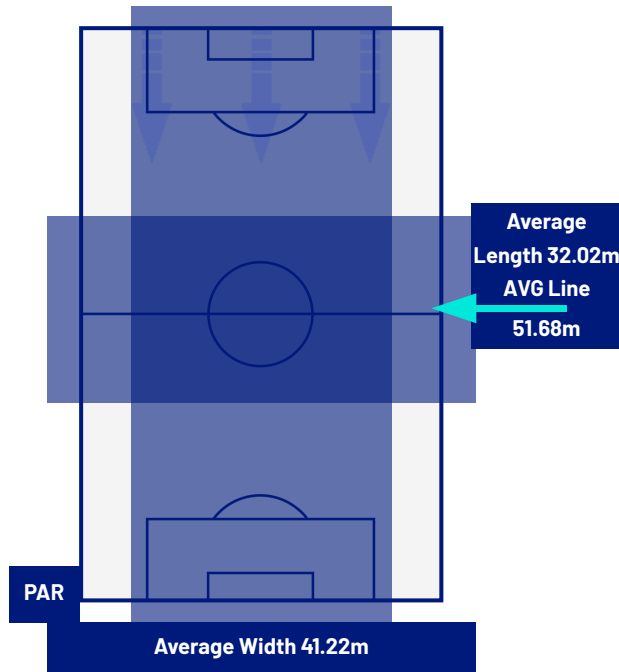
PARMA

1-1

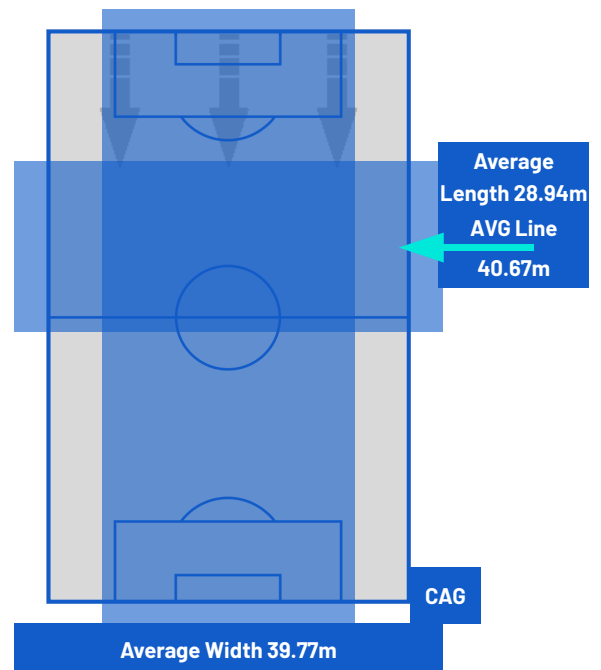
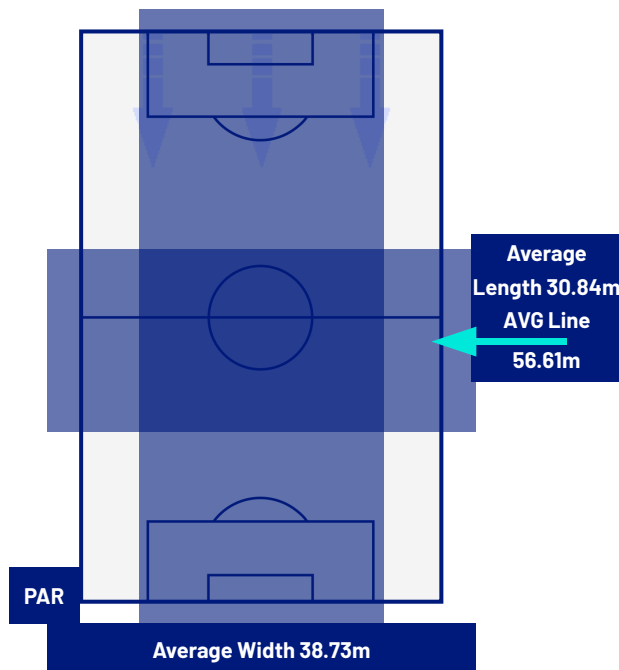
CAGLIARI



## TEAM'S DEFENSE POSITION 1ST HALF



## TEAM'S DEFENSE POSITION 2ND HALF



Parma 27/02/2026 ENNIO TARDINI 20:45



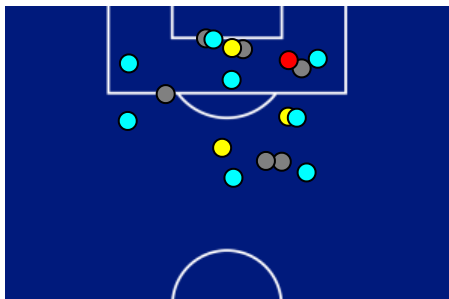
**PARMA**

**1-1**

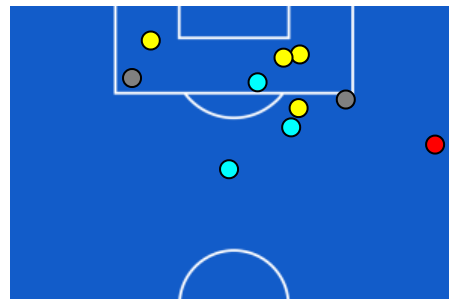
**CAGLIARI**



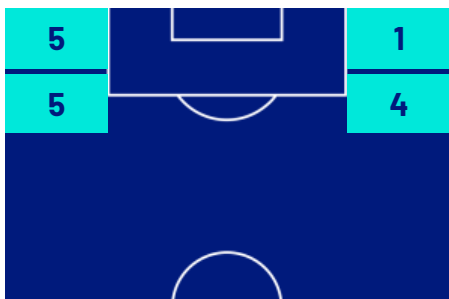
## ATTEMPTS MAP



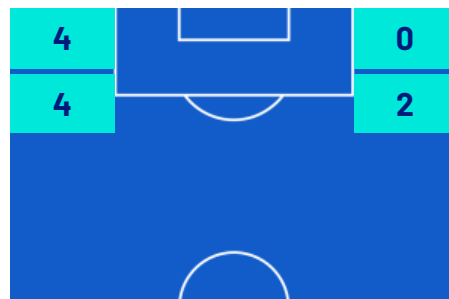
1	Goals	1
4	On target	5
6	Off target	2
8	Blocked	3



## OPEN PLAY CROSSES MAP



9	Crosses completed	2
23	Total crosses	13
39	Accuracy (%)	15



742	Total Balls Played	665
159	DEFENSIVE	255
368	MIDFIELD	280
215	ATTACK ZONE	130

Parma 27/02/2026 ENNIO TARDINI 20:45



**PARMA**

**1-1**

**CAGLIARI**



## KEY PLAYERS

 <b>GAETANO PIO ORISTANIO</b>	<b>21</b>
Position	Forward
Date of birth	28/09/2002
Nationality	ITA

 <b>MICHAEL FOLORUNSHO IJIEMUAN</b>	<b>90</b>
Position	Midfielder
Date of birth	07/02/1998
Nationality	ITA

Jog 79% - Run 17% - Sprint 4%			<b>Km 5.608</b>
<b>4.404</b>	<b>0.947</b>	<b>0.206</b>	

Jog 81% - Run 18% - Sprint 1%			<b>Km 4.007</b>
<b>3.208</b>	<b>0.708</b>	<b>0.056</b>	

Mvp Stats	
Minutes Played	<b>52</b>
Goals	<b>1</b>
Scoring Chances	<b>0</b>
Attempts	<b>2</b>
Attempts on target	<b>1(1)</b>
Assists	<b>0</b>
Balls Played	<b>13</b>
Passes Completed	<b>7</b>
Passes Completed/Attempted (%)	<b>100</b>
Key Passes	<b>0</b>
Gained Possessions	<b>3</b>
Fouls Suffered	<b>1</b>

Mvp Stats	
Minutes Played	<b>37</b>
Goals	<b>1</b>
Scoring Chances	<b>0</b>
Attempts	<b>1</b>
Attempts on target	<b>1(1)</b>
Assists	<b>0</b>
Balls Played	<b>5</b>
Passes Completed	<b>1</b>
Passes Completed/Attempted (%)	<b>33</b>
Key Passes	<b>0</b>
Gained Possessions	<b>0</b>
Fouls Suffered	<b>0</b>

The above statistics are considered final 24 hours after the end of the match.

The disciplinary sanctions are unofficial, as they come from real-time tracking during the match. They will become official following approval by the relevant bodies.

In the case of uncertainty over the identity of a goalscorer, Lega Serie A will confirm this the day after each round of matches is completed.

The official data providers are Kama, Hawk-Eye, Math and Sport.